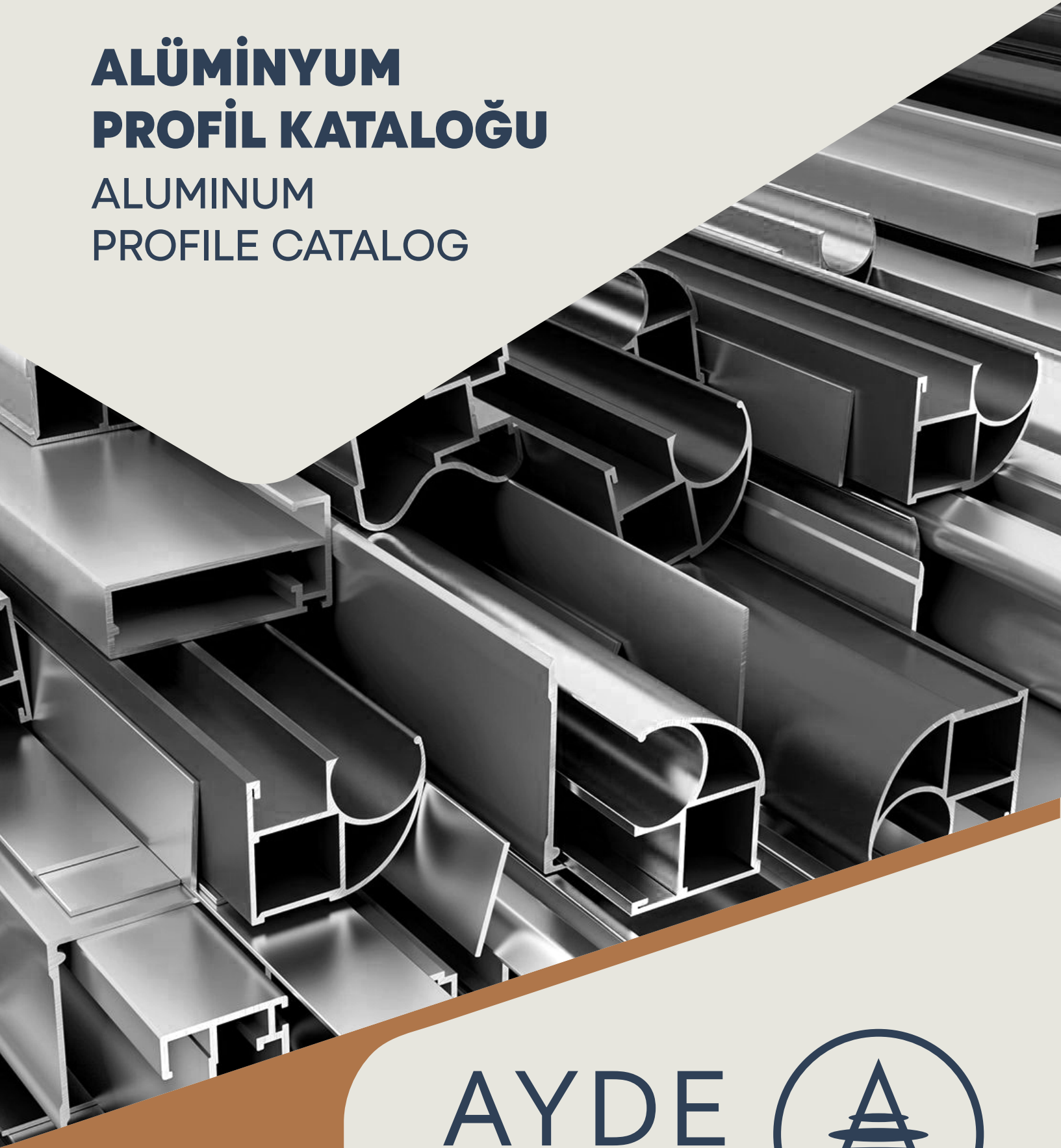


ALÜMİNYUM PROFİL KATALOĐU

ALUMINUM
PROFILE CATALOG



AYDE

ALÜMİNYUM

www.aydealuminyum.com.tr





AYDE
ALÜMİNYUM



HAKKIMIZDA

Alüminyum sektöründeki 30 yıllık bilgi birikimini, engin deneyimleri ile pekiştiren yönetimimiz 1997 yılında değerli müşterilerine kaliteli hizmet ve komple çözümler sunmak üzere Ayde Alüminyum San. ve Tic. A.Ş. adı altında İstanbul Tuzla Organize Sanayi Bölgesinde 1000 m2 kapalı alanda profil üretimine başlamıştır.

Mevcut üretim hatlarında yıllık 12000 ton alüminyum işlenmekte, 225 mm çapına kadar her çeşit profil imalatı gerçekleştirilmektedir. Ayrıca kapı, pencere, dış cephe, küpeşte ve alüminyumun kullanıldığı birçok alanda ürün tasarlanmakta ve uygulanmaktadır.

ABOUT US

Our management, which reinforced its 30 years of knowledge in the aluminium sector with its vast experience, started profile production in 1997 under the name of Ayde Alüminyum San. ve Tic. A.Ş. in Istanbul Tuzla Organized Industrial Zone in a closed area of 1000 m2 in order to provide quality service and complete solutions to its valued customers.

A.Ş. under the name of Istanbul Tuzla Organized Industrial Zone in 1000 m2 closed area started profile production. 12000 tons of aluminium is processed annually in the existing production lines and all kinds of profiles up to 225 mm diameter are manufactured. In addition, products are designed and applied in doors, windows, facades, handrails and many other areas where aluminium is used.

%100 MÜŞTERİ MEMNUNİYETİ

Alüminyum sektöründe sürekli gelişmeyi ve kalıcı olmayı hedefleyen firmamız kalite sistemi ve çevre koruma çalışmalarıyla almış olduğu TSE, ISO 9001:2008, CE kalite belgeleriyle bu amaca ulaşmış olmanın ötesinde, dünya çapında itibar gören ticari marka olma gayreti içerisinde.

Ürün portföyümüzde 5000 adet üstünde kalıp bulunmaktadır. 6000 serisi alaşımli alüminyum ekstrüzyonu, ısı işlem eleksal ve elektrostatik boya yüzey işlemleri kalifiye personelimize ile sağlamaktadır.

Amacımız ilkeli hizmeti, kaliteli üretimi, uygun maliyet ve tam zamanında teslim anlayışını müşteri memnuniyeti ile bağdaştırıp başarılarımızı kalıcı kılmaktır....

100% CUSTOMER SATISFACTION

Our company, which aims to continuously develop and be permanent in the aluminium sector, has achieved this goal with TSE, ISO 9001:2008, CE quality certificates that it has received with its quality system and environmental protection studies, and strives to become a commercial brand that is respected worldwide. There are more than 5000 moulds in our product portfolio. 6000 series alloy aluminium extrusion, heat treatment, electrostatic and electrostatic paint surface treatments are provided by our qualified personnel. Our aim is to make our success permanent by combining principled service, quality production, reasonable cost and just-in-time delivery understanding with customer satisfaction....



BORU PROFİLLERİ / PIPE PROFILES	6-9
KUTU PROFİLLERİ / BOX PROFILES	10-11
LAMA PROFİLLERİ / LAMA PROFILES	12-14
KÖŞEBENT PROFİLLER / ANGLE PROFILES	15-16
T PROFİLLER / T PROFILES	17-18
U PROFİLLERİ / U PROFILES	19-20
YUVARLAK DOLU PROFİLLER / FILLED ROUND PROFILES	21-22
KLASİK KÜPEŞTE PROFİLLERİ / CLASSIC HANDRAIL PROFILES	23-33
PRİZMATİK KÜPEŞTE PROFİLLERİ / PRISMATIC HANDRAIL PROFILES	34-42
DÜZ ALDOKS PROFİLLER / FLAT ALDOX PROFILE	43-48
C 60 PROFİLLERİ / C 60 PROFILES	49-54
BAĞLANTI PROFİLLERİ / CONNECTOR PROFILES	55-57
CAM BALKON PROFİLLERİ / GLASS BALCONY PROFILES	58-63
OTOMATİK KAPI PROFİLLERİ / AUTOMATIC DOOR PROFILES	64-65
JALUZİ DİKEY PERDE PROFİLLERİ / VERTICAL BLIND PROFILES	66-68
PANJUR PROFİLLERİ / ROLLER SHUTTER PROFILES	69-71
SİNEKLİK PROFİLLERİ / SCREEN PROFILES	72-76
CAM ÇITA PROFİLLERİ / GLASS SLAT PROFILES	77-78
TUBA SÜRME SERİ PROFİLLERİ / TUBA RIDING SERIAL PROFILES	79-88



LEKSAN PROFİLLERİ / LEKSAN PROFILES	89-92
ÇERÇEVE PROFİLLERİ / FRAME PROFILES	93-94
GÜNEŞ ENERJİ PROFİLLERİ / SOLAR ENERGY PROFILES	95-99
GÜNEŞ KIRICI PROFİLLER / SUNSHADE PROFILES.....	100-101
ASANSÖR PROFİLLERİ / LIFT PROFILE	102-107
TENTE PROFİLLERİ / AWNING PROFILES.....	108-111
MENFEZ PROFİLLERİ / CULVERT PROFILES.....	112-119
AKSESUAR PROFİLLERİ / ACCESSORY PROFILES.....	120-131
HAVALANDIRMA PROFİLLERİ / VENTILATION PROFILES.....	132-133
MOBİLYA PROFİLLERİ / FURNITURE PROFILES	134-136
SERA PROFİLLERİ / GREENHOUSE PROFILES	137-142
RAY PROFİLLERİ / RAIL PROFILES	143-145
DİLATASYON PROFİLLERİ / DILATION PROFILES	146-147
KAROSER PROFİLLERİ / CHASSIS PROFILES.....	148-149
İZOKLİMATİK / ISOCLIMATIC SYSTEM.....	150-151
PERGOLA PROFİLLERİ / PERGOLA PROFILES.....	152-154
GIYOTİN PROFİLLERİ / GIYOTIN PROFILES.....	155-157
ASKILI SİSTEM PROFİLLERİ / HANGING SYSTEM PROFILES.....	158-159
ISI YALITIM PROFİLLERİ / THERMAL INSULATION PROFILES.....	160-164
OTOMOTİV PROFİLLERİ / AUTOMOTIVE PROFILES	165-167

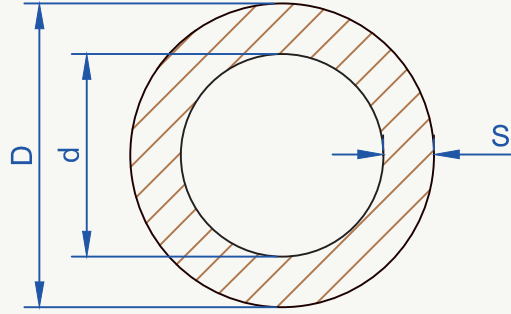
AYDE
ALÜMİNYUM



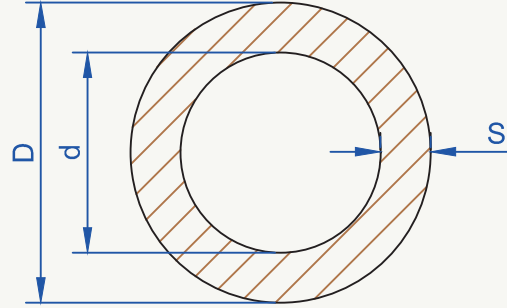
BORU PROFİLLERİ

PIPE PROFILES

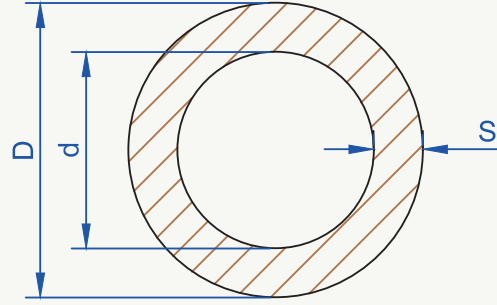
www.aydealuminyum.com.tr



PROFİL NO	D	d	S	GRAMAJ kg/mt
1018	6	4	1	0,043
1036	6,8	5	0,9	0,045
1004	8	6	1	0,060
1050	9	7	1	0,068
1033	10	8	1	0,077
1029	12	10,2	0,9	0,085
1041	12	11	1	0,093
1023	14,9	12,8	1,05	0,124
1042	16	12	2	0,238
1057	16	13	1,5	0,170
1014	18,2	16,2	1	0,146
1020	19	13	3	0,409
1048	19	16,6	1,2	0,182
1021	20	18	1	0,162
1032	20	17	1,5	0,236
1089	20	5,3	7,35	0,795
1047	21,5	19,5	1	0,175
1016	22	20	1	0,178
1083	22	19,5	1,25	0,221
1017	23,8	14	4,9	0,788
1006	24	16,5	3,75	0,644
1024	24	14	5	0,809
1049	24	18	3	0,536
1076	24,8	17,2	3,8	0,682



PROFİL NO	D	d	S	GRAMAJ kg/mt
1090	24,9	8,5	8,2	1,170
1070	25	23	1	0,205
1085	25	6	9,5	1,258
1072	25,6	8,5	8,55	1,245
1081	28	10	9	1,462
1058	29,7	25	2,35	0,547
1059	29,7	22,25	3,88	0,867
1005	30	22,5	3,75	0,835
1008	30	27	1,5	0,360
1012	30	25	2,5	0,585
1013	30	8,5	10,75	1,762
1037	30	14	8	1,498
1061	30	22,25	3,87	0,835
1073	30	26	2	0,479
1028	32	27	2,5	0,628
1039	32	28	2	0,511
1026	34	29	2,5	0,670
1038	35	6,5	14,25	2,508
1065	38	35	1,5	0,470
1034	39	35	2	0,630
1007	40	35	2,5	0,795
1001	40	36	2	0,647
1071	40,5	36,5	2	0,656
1002	44,6	39,6	2,5	0,893
1010	44,6	20,6	12	3,331



PROFİL NO	D	d	S	GRAMAJ kg/mt
1031	44,6	21	11,8	3,295
1064	47	35	6	2,094
1066	47	43	2	0,770
14025	50	27	11,5	3,780
1003	50	46	2	0,814
1025	50	45	2,5	1,011
1054	50	47	1,5	0,619
1055	50	45,6	2,2	0,895
1056	50	46,4	1,8	0,738
1093	50	47,4	1,3	0,539
1051	50,7	48,7	1	0,423
1080	51,3	40,5	5,4	2,118
1067	55	44	5,5	2,320
1000	57,5	52,5	2,5	1,170
1019	57,5	57,2	2,4	1,123
1022	60	54	3	1,456
1068	60	52	4	1,914
1069	60	54	3	1,460
51717	70,4	66,3	2,5	1,193
1060	75	65	5	2,979
1062	76	73,4	1,3	0,830
1078	82	78	2	1,368
1079	95	91	2	1,590
1074	100	28	36	19,680
1075	118	57	30,5	22,804

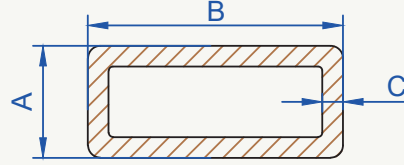
AYDE
ALÜMİNYUM



KUTU PROFİLLERİ

BOX PROFILES

www.aydealuminyum.com.tr



PROFİL NO	A	B	C	GRAMAJ kg/mt
2018	14	8	1	0,106
2014	20	60	1,2	0,505
2015	20	80	1,5	0,786
2011	25	17	1,1	0,237
2043	25	15	1,5	0,302
2034	30	20	2,5	0,612
2042	30	30	2,8	0,794
2002	30,2	50,2	2	0,825
2003	30,3	50,6	1,85	0,761
2009	31	31	1,9	0,576
2051	32	32	1,2	0,382
2041	32	32	1,5	0,475
2021	35	35	2	0,715
2024	35	15	1,8	0,452
2046	36	20	1,5	0,431
2012	37	34	1	0,374
2007	40	20	1,1	0,343
2008	40	60	2	1,037
2010	40	30	1,8	0,648
2019	40	40	6	2,211
2023	40	50	1	0,477
14268	46,5	46,5	2,4	1,147
2031	49,8	49,8	4	1,963
2004	60	60	3	1,860
2025	80	40	2	1,262
2022	80	40	6	3,512
2037	80	80	1,8	1,492
2040	80	80	2,5	2,063
2035	100	50	1,5	1,200
2044	110	30	1,5	1,032
50924	110	110	2	2,349

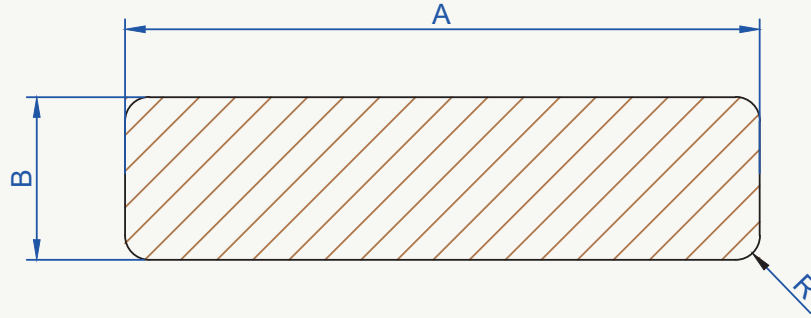
AYDE
ALÜMİNYUM



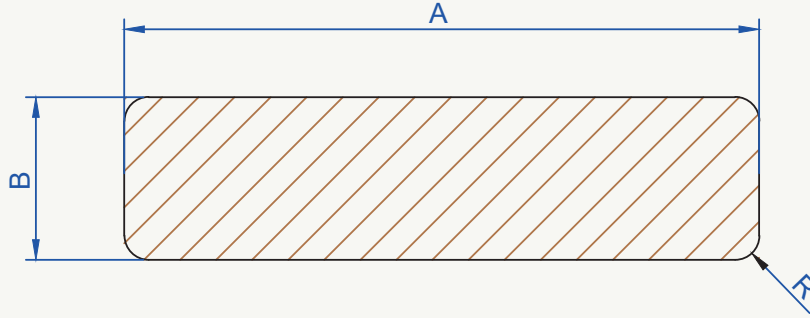
LAMA PROFİLLERİ

LAMA PROFILES

www.aydealuminyum.com.tr



PROFİL NO	a	b	r	GRAMAJ kg/mt
3028	4	2,5	0,25	0,027
3007	8	1,5	0,25	0,033
3003	8,2	8,2	0,25	0,182
3020	9	9	0,25	0,219
3021	10	10	0,3	0,27
3014	12	4	0,25	0,13
3018	15	15	0,3	0,609
3029	16	8	0	0,347
3036	20	3	0,25	0,163
3002	20	10	0,25	0,54
3035	22	9,9	4,95	0,535
3027	25	2	0,25	0,135
3025	30	3	0,2	0,245
3017	30	6	0,25	0,488
3010	30	6,7	0,25	0,545
3009	35	5	0,25	0,476
3041	35	5	0,25	0,476
3044	36	7	0,25	0,685
3005	39	2	0,25	0,211
3040	40	5	0,25	0,544
3013	40	6	0,25	0,65
18044	40	10	5	1,026



PROFİL NO	a	b	r	GRAMAJ kg/mt
3015	42,5	8,5	0,25	0,979
3026	50	2	0,25	0,271
3030	50	2	0,25	0,271
3024	50	3	0,25	0,407
3046	50	5	0,5	0,677
3011	50	7	0,25	0,949
3022	60	4	0,25	0,65
3012	60	10	0,25	1,626
3008	60	15	0,25	2,439
3000	61,5	20	0,25	3,333
3038	64	8,2	0,25	1,427
3032	65	3	0,25	0,53
3033	70	10	0,25	1,903
3001	73,5	20	0,25	3,984
3037	75	7	3,5	1,4
3004	79	6,9	3,45	1,45
3006	80	1,5	0,25	0,324
3019	80	2	0,25	0,433
3023	80	4	0,25	0,867
3016	90	13	0,25	3,171
3034	92	1,7	0,25	0,425
3039	120	8,2	0,25	2,676

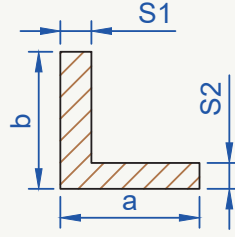
AYDE
ALÜMİNYUM



KÖŞEBENT PROFİLLER

ANGLE PROFILES

www.aydealuminyum.com.tr



PROFİL NO	a	b	S1	S2	GRAMAJ kg/mt
4003	5	15	1	1	0,052
4041	8	8	2	2	0,076
4038	8	20	1,8	1,8	0,128
4004	10	20	1,1	1,1	0,086
4015	10	40	2	2	0,260
4016	15	20	2	2	0,178
4035	15	15	2	2	0,141
4030	15	15	3	3	0,219
4037	15	25	2	2	0,207
4005	20	40	1,9	1,9	0,299
4006	20	50	1,1	1,1	0,206
4009	20	40	1,2	1,2	0,191
4010	20	60	1,2	1,2	0,256
4013	20	20	1	1	0,106
4031	20	20	1	1	0,104
4033	20	80	1,1	1,1	0,296
4034	20	100	1,1	1,1	0,356
4000	20,2	50,5	1,5	1,5	0,281
4019	25	55	2	2	0,422
4025	25	25	1	1	0,133
4026	30	30	3	3	0,463
4011	30	80	1,5	1,5	0,441
4018	30	25	2	2	0,287
4020	30	30	1,45	1,45	0,309
4023	30	30	1,1	1,1	0,175
4029	35	65	1,5	1,5	0,399
4017	40	40	2	2	0,424
4021	40	40	1,45	1,45	0,308
4039	40	80	3	3	0,951
4040	50	30	2	2	0,152
4002	50	50	7	7	1,746
4028	50	60	4	4	1,154
4036	50	50	4,84	4,84	1,224
4022	60	80	3	3	1,113
4001	70	70	8	8	2,851
4032	70	70	2,5	2,5	0,920

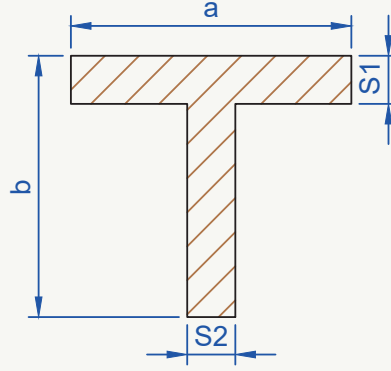
AYDE
ALÜMİNYUM



T PROFİLLER

T PROFILES

www.aydealuminyum.com.tr



PROFİL NO	a	b	S1	S2	GRAMAJ kg/mt
5000	15,8	29,6	1,2	1	0,127
5001	30	30	1,5	1,5	0,239
5002	27	35	1,5	2	0,385
5003	30	16,8	1,8	1,8	0,219
5004	20	20	1	1	0,104
5005	30	30	1,2	1,2	0,192
5006	19	46,2	1,3	1,3	0,225

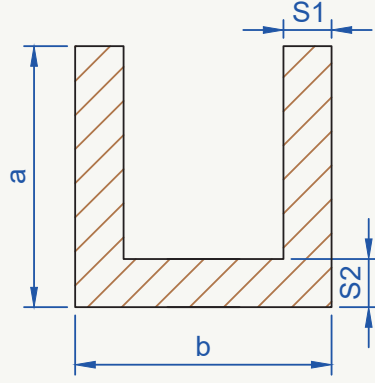
AYDE
ALÜMİNYUM



U PROFİLLER

U PROFILES

www.aydealuminyum.com.tr



PROFİL NO	a	b	S1	S2	GRAMAJ kg/mt
6010	12	12	1	1	0,092
6009	15	10	1	1	0,103
6007	16	23	1	1	0,144
6001	17	17,5	0,9	0,9	0,120
6006	20	30	1	1	0,184
6012	30	120	1,4	1,2	0,611
6008	41,6	46	2	2	0,602
6002	60	40	3	3	1,252

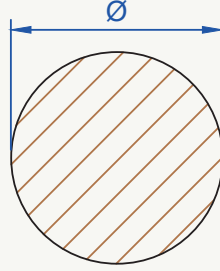
AYDE
ALÜMİNYUM



YUVARLAK DOLU PROFİLLER

FILLED ROUND PROFILES

www.aydealuminyum.com.tr



PROFİL NO	Ø	"GRAMAJ kg/mt"
7005	6	0,076
7006	7	0,104
7007	8	0,136
7008	10	0,213
7011	11,9	0,301
7013	13	0,361
7001	16	0,545
7015	19	0,772
7023	19	0,771
7012	20	0,851
7018	22	1,034
7022	23,7	1,200
7010	25	1,330
7020	28	1,675
7002	30	1,915
7000	35	2,606
7009	40	3,405
7003	50	5,318
7017	55	6,438
7016	56	6,674
7004	60	7,634
7019	65	9,025
7014	80	13,622

AYDE
ALÜMİNYUM



KÜPEŞTE PROFİLLERİ HANDRAIL PROFILES

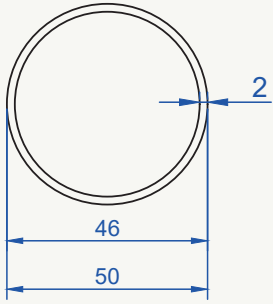
KLASİK / PRİZMATİK
CLASSIC / PRISMATIC

www.aydealuminyum.com.tr



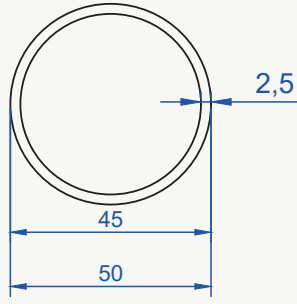
1003

0,814 kg/mt



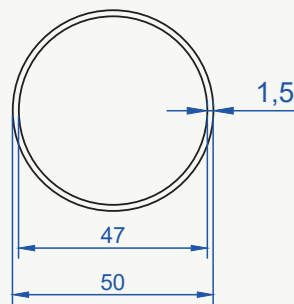
1025

1,011 kg/mt



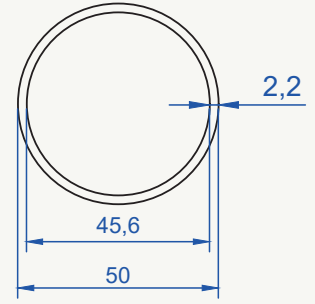
1054

0,619 kg/mt



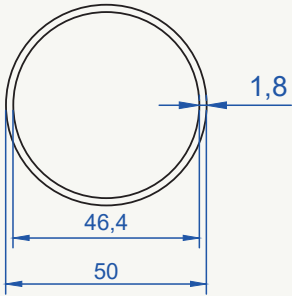
1055

0,895 kg/mt



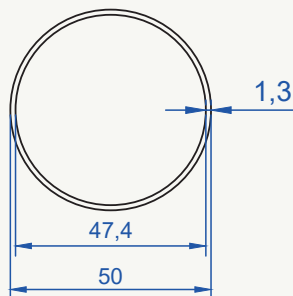
1056

0,738 kg/mt



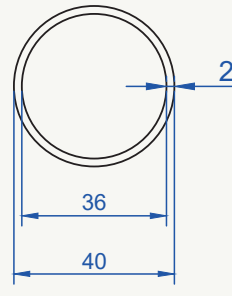
1093

0,539 kg/mt



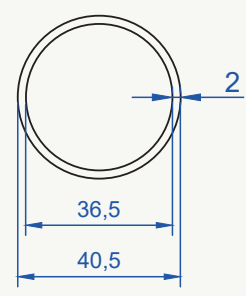
1001

0,647 kg/mt



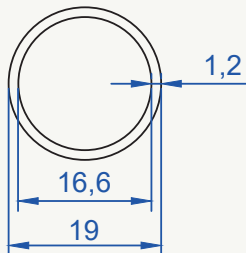
1071

0,656 kg/mt



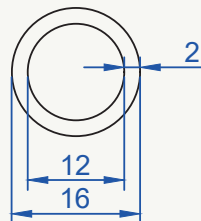
1048

0,182 kg/mt



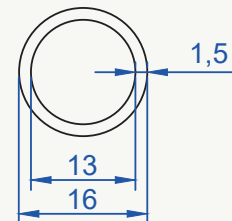
1042

0,238 kg/mt



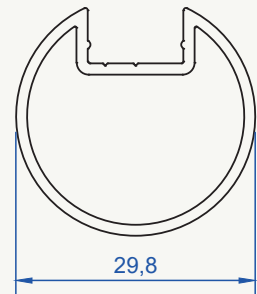
1057

0,170 kg/mt



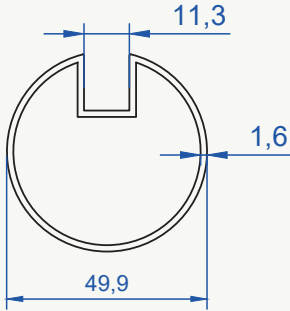
14239

0,386 kg/mt



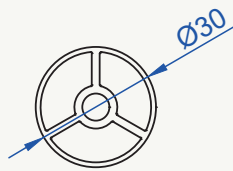
14134

0,787 kg/mt



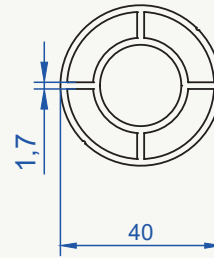
14199

0,594 kg/mt



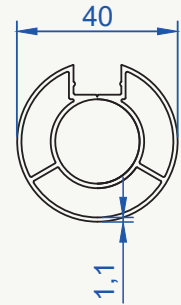
14083

0,992 kg/mt



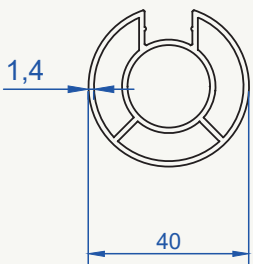
14291

0,651 kg/mt



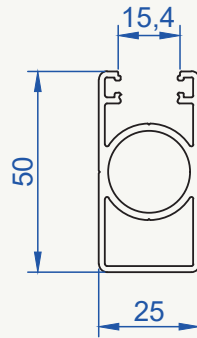
14102

0,801 kg/mt



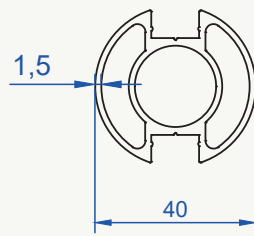
14191

0,872 kg/mt



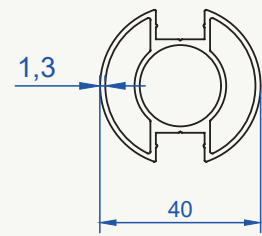
14023

0,903 kg/mt



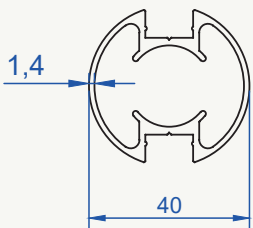
14112

0,755 kg/mt



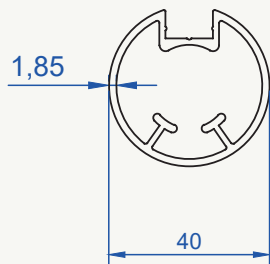
14031

0,770 kg/mt



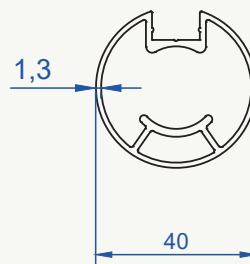
14067

0,805 kg/mt



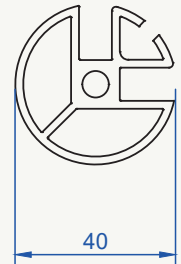
14126

0,697 kg/mt



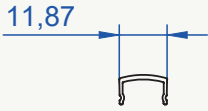
14104

1,141 kg/mt



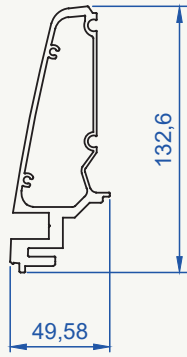
14024

0,060 kg/mt



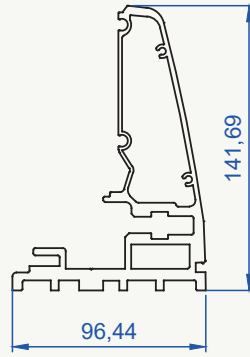
14114

2,975 kg/mt



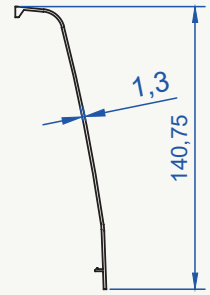
14113

5,285 kg/mt



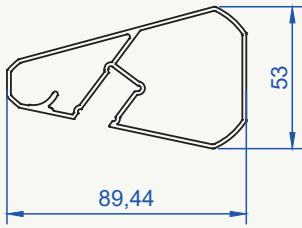
14115

1,290 kg/mt



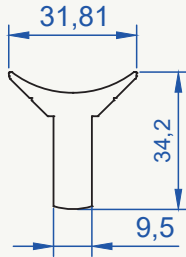
14116

1,247 kg/mt



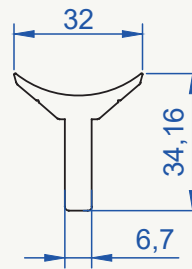
14012

1,003/kg/mt



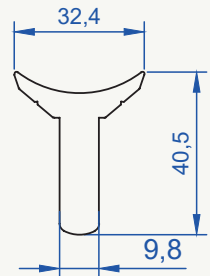
14080

0,805 kg/mt



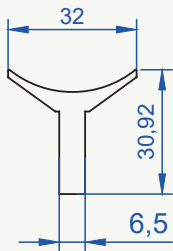
14000

1,236 kg/mt



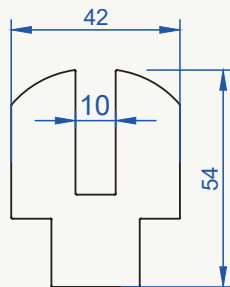
14136

0,674 /mt



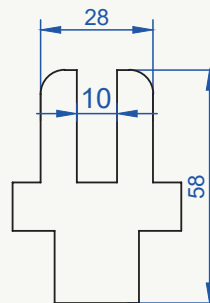
14002

4,135 kg/mt



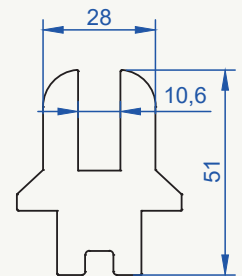
14003

3,724 kg/mt



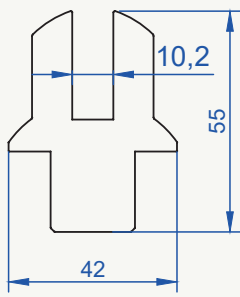
14011

2,899 kg/mt



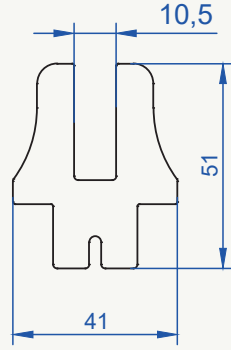
14013

3,313 kg/mt



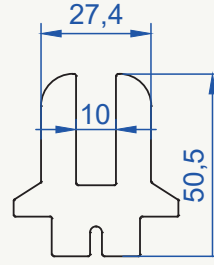
14018

3,135 kg/mt



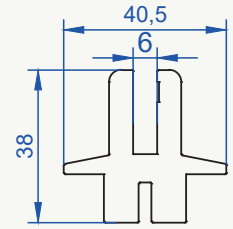
14065

2,648 kg/mt



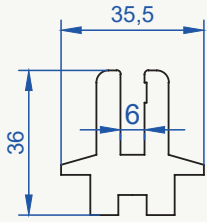
14118

1,722 kg/mt



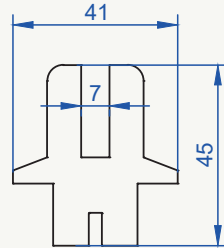
14119

1,570 kg/mt



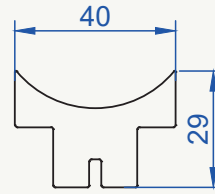
14137

2,509 kg/mt



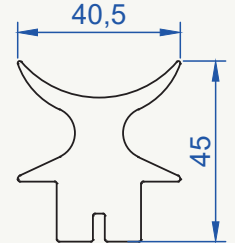
14019

1,639 kg/mt



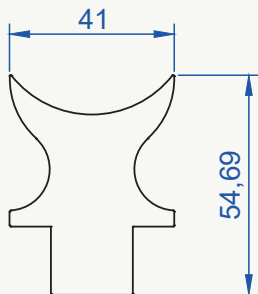
14020

2,213 kg/mt



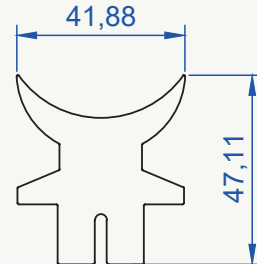
14058

3,421 kg/mt



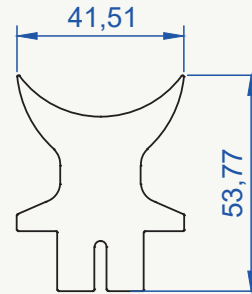
14064

2,793 kg/mt



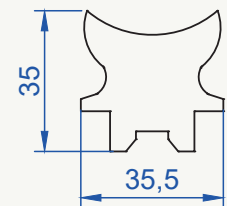
14066

3,256 kg/mt



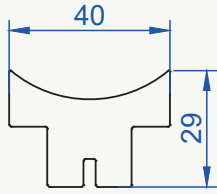
14120

2,131 kg/mt



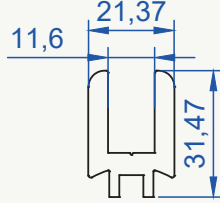
14143

1,798 kg/mt



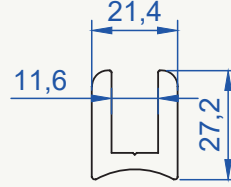
14005

0,921 kg/mt



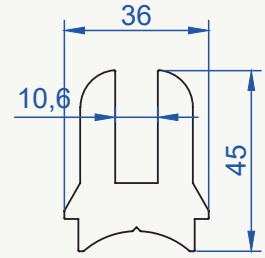
14006

0,829 kg/mt



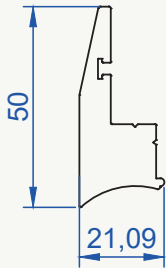
14026

2,416 kg/mt



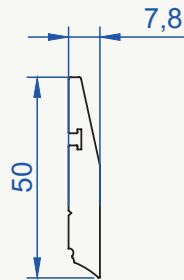
14081

1,340 kg/mt



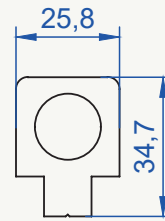
14082

0,831 kg/mt



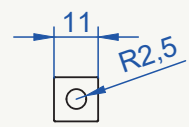
14001

1,473 kg/mt



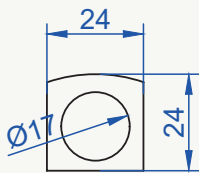
14015

0,285 kg/mt



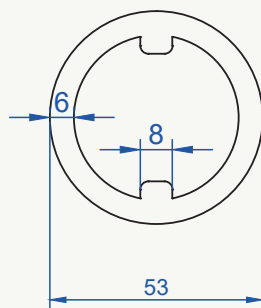
14129

0,906 kg/mt



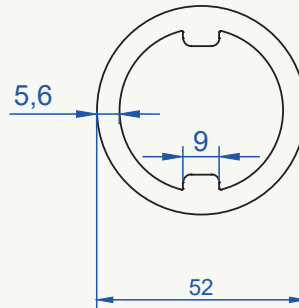
14004

2,595 kg/mt



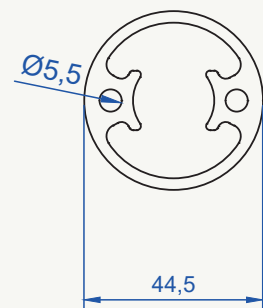
14069

2,420 kg/mt



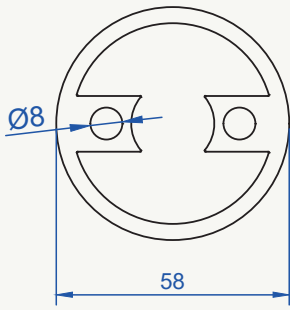
14007

1,612 kg/mt



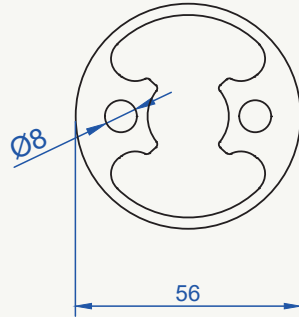
14105

2,719 kg/mt



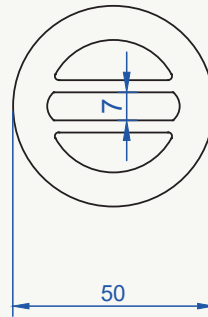
14117

2,796 kg/mt



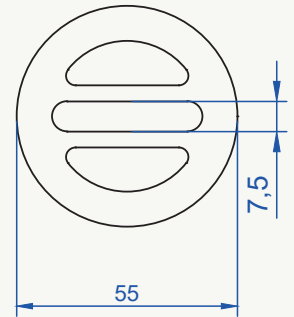
14016

3,545 kg/mt



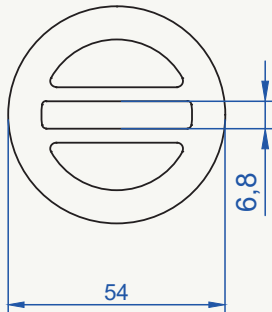
14060

4,302 kg/mt



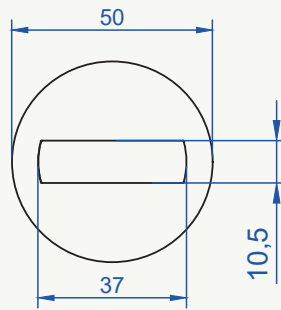
14070

3,923 kg/mt



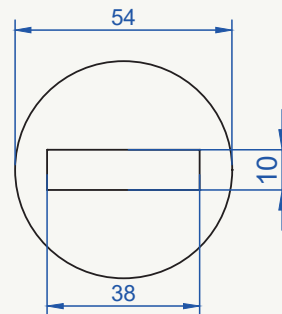
14010

4,293 kg/mt



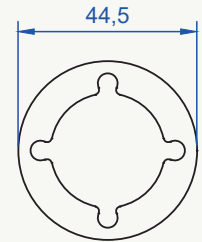
14128

5,187 kg/mt



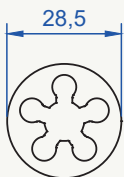
14009

2,261 kg/mt



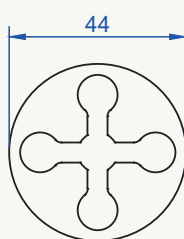
14027

1,095 kg/mt



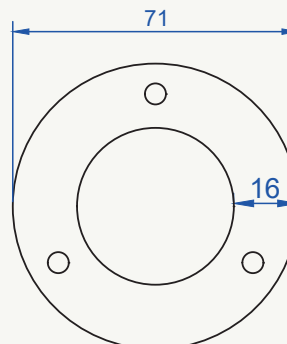
14028

2,803 kg/mt



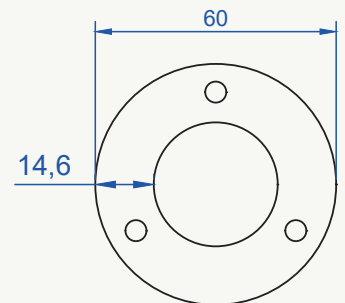
14071

7,339 kg/mt



14076

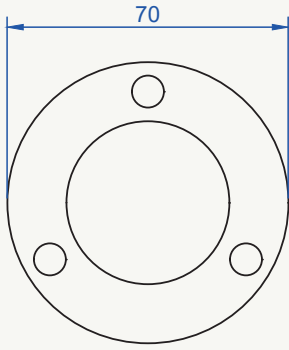
5,481 kg/mt





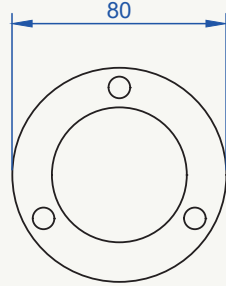
14122

6,540 kg/mt



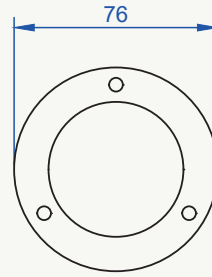
14123

7,805 kg/mt



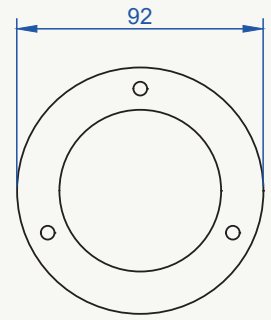
14141

6,713 kg/mt



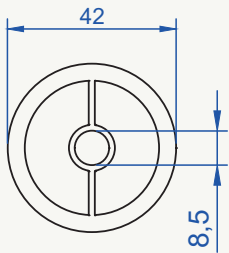
14142

10,092 kg/mt



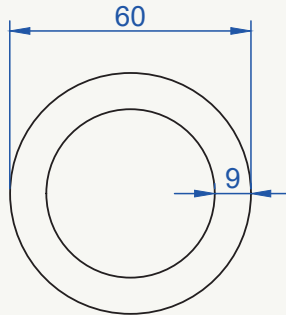
14121

1,892 kg/mt



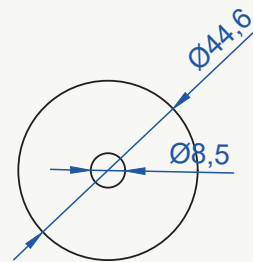
14029

3,908 kg/mt



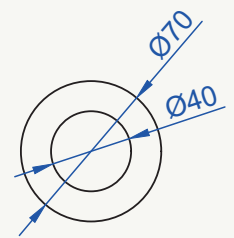
14194

4,093 kg/mt



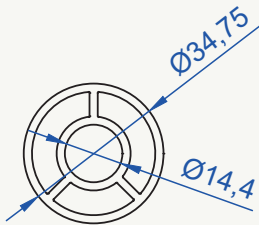
14195

7,047 kg/mt



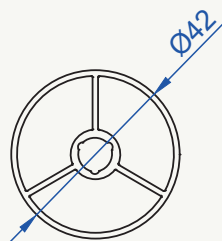
14196

0,941 kg/mt



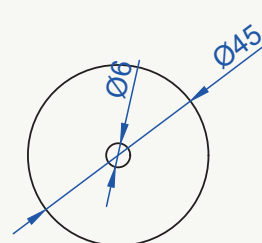
14197

0,819 kg/mt



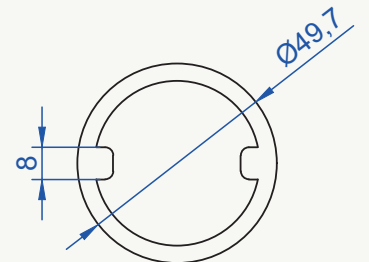
14198

4,248 kg/mt



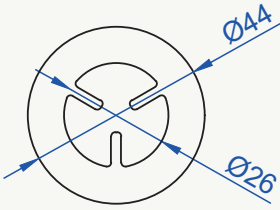
14201

1,871 kg/mt



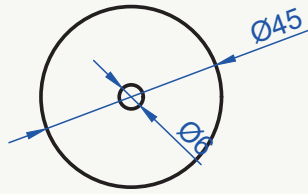
14202

2,872 kg/mt



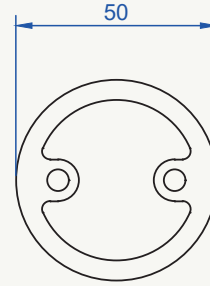
14198

4,248 kg/mt



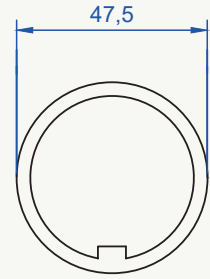
14241

2,348 kg/mt



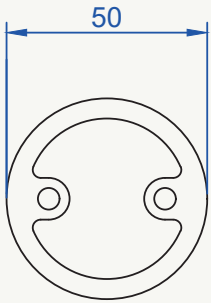
14221

1,324 kg/mt



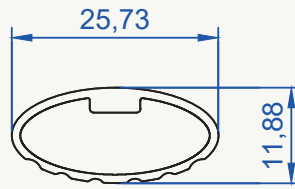
14241

2,348 kg/mt



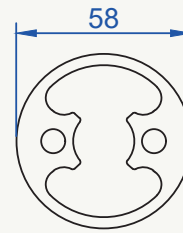
52096

0,191 kg/mt



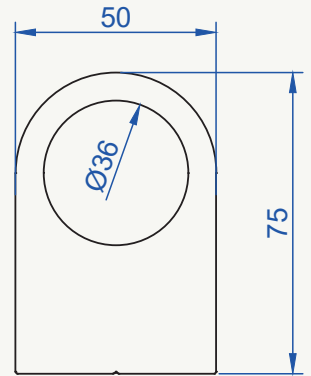
14008

3,271 kg/mt



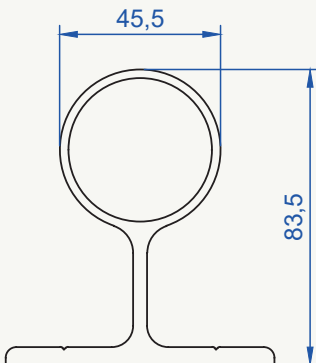
14014

6,696 kg/mt



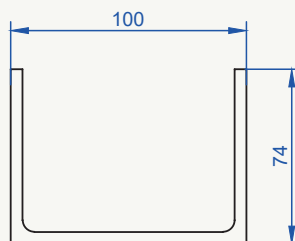
14085

2,391 kg/mt



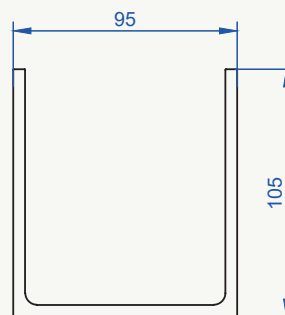
14088

3,284 kg/mt



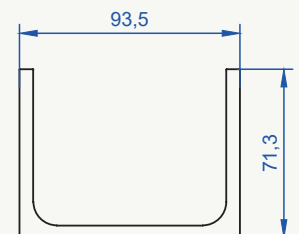
14089

4,059 kg/mt



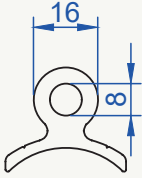
14127

3,487 kg/mt



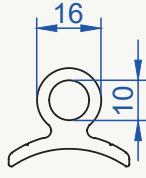
14138

0,721 kg/mt



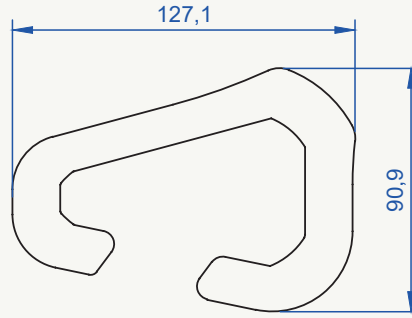
14139

0,648 kg/mt



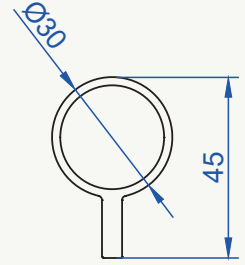
70105

12,170 kg/mt



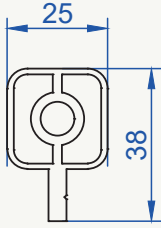
14110

0,714 kg/mt



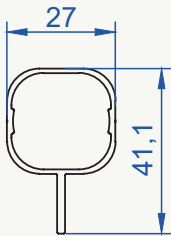
14130

0,796 kg/mt



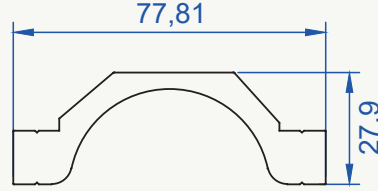
14144

0,406 kg/mt



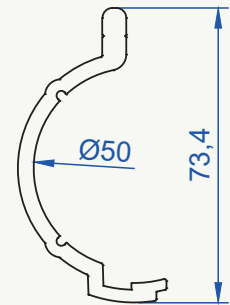
14111

2,087 kg/mt



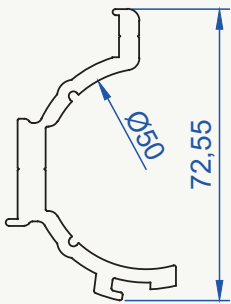
14131

1,192 kg/mt



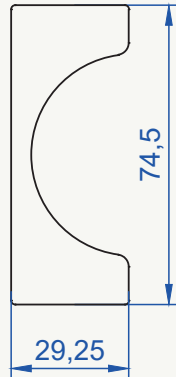
14133

1,444 kg/mt



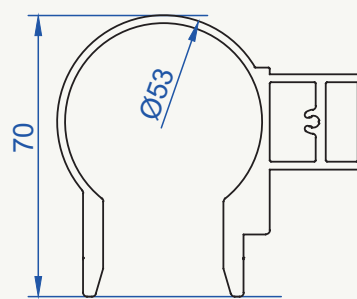
14109

3,326 kg/mt



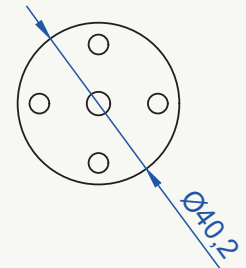
14145

2,153 kg/mt



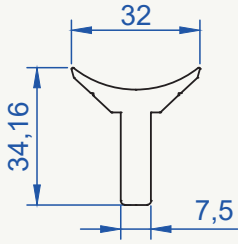
14172

3,167 kg/mt



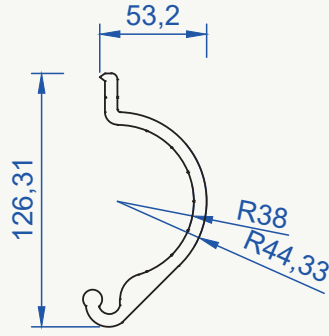
14174

0,864 kg/mt



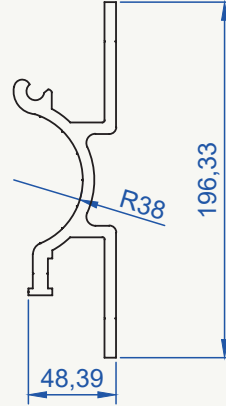
14176

3,579 kg/mt



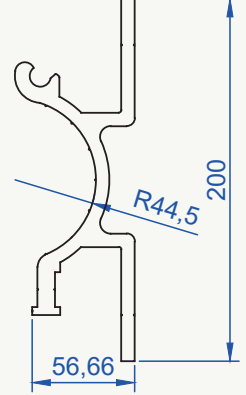
14177

6,079 kg/mt



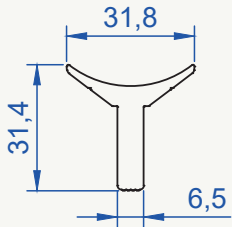
14179

7,733 kg/mt



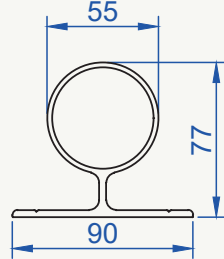
14180

0,690 kg/mt



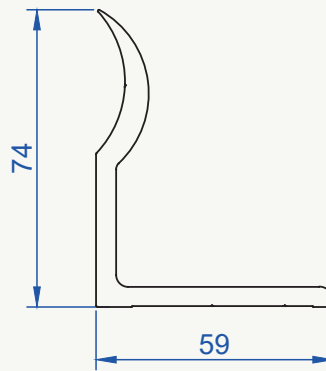
14181

2,194 kg/mt



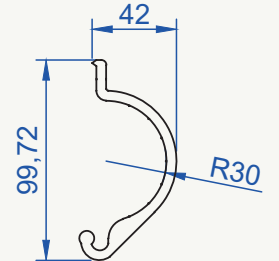
14182

1,762 kg/mt



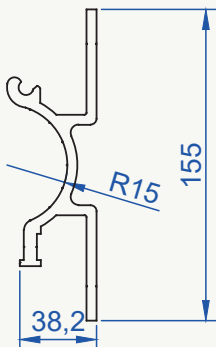
14184

2,230 kg/mt



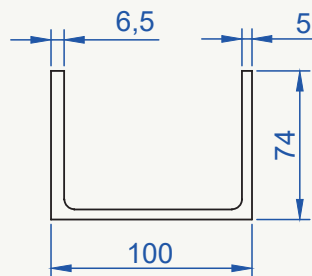
14185

3,788 kg/mt



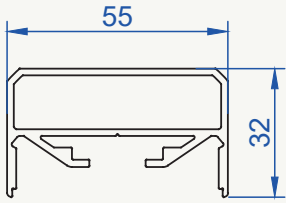
14186

3,547 kg/mt



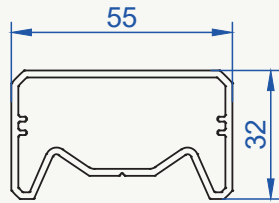
14046

0,998 kg/mt



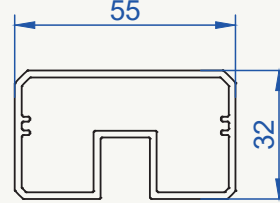
14146

0,863 kg/mt



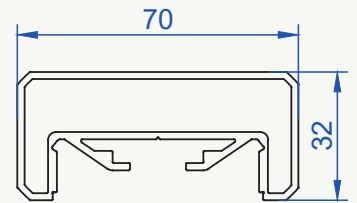
14149

0,937 kg/mt



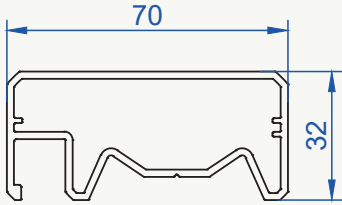
14035

1,298 kg/mt



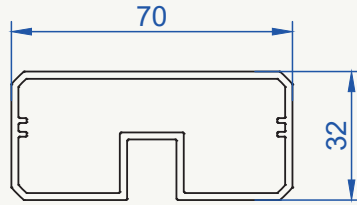
14147

1,135 kg/mt



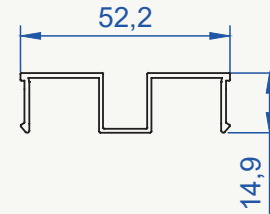
14148

1,105 kg/mt



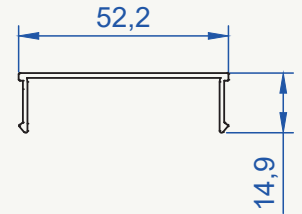
14036

0,345 kg/mt



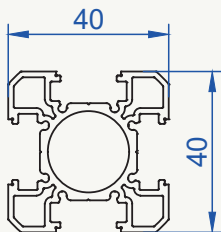
14037

0,277 kg/mt



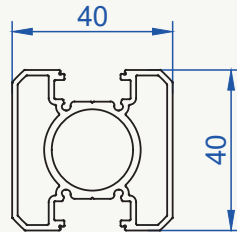
14034

1,154 kg/mt



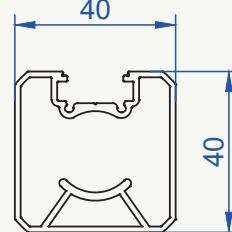
14057

1,033 kg/mt



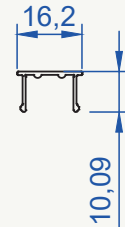
14150

0,892 kg/mt



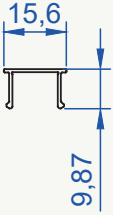
14033

0,086 kg/mt



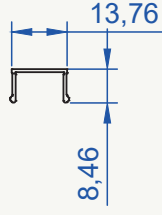
14103

0,077 kg/mt



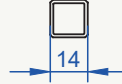
14042

0,070 kg/mt



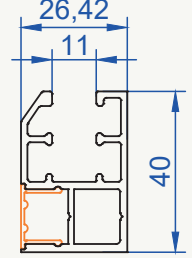
14051

0,161 kg/mt



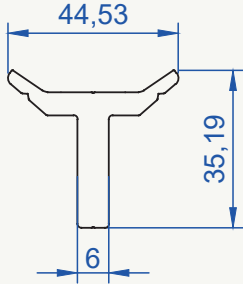
14157

0,615 kg/mt



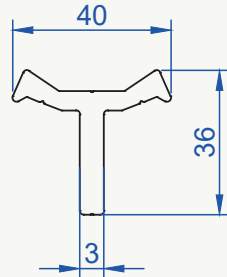
14055

1,197 kg/mt



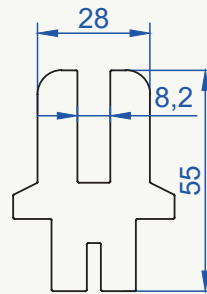
14155

0,995 kg/mt



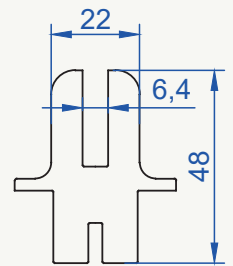
14054

3,322 kg/mt



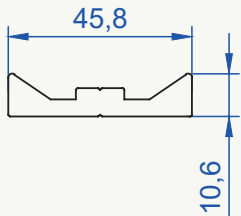
14154

2,447 kg/mt



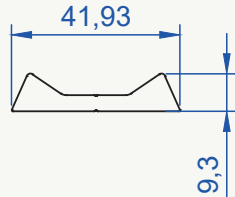
14073

0,846 kg/mt



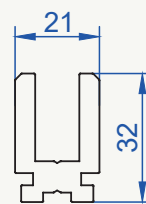
14153

0,622 kg/mt



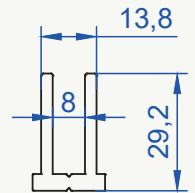
14040

1,022 kg/mt



14096

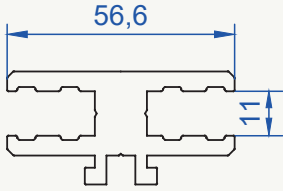
0,605 kg/mt





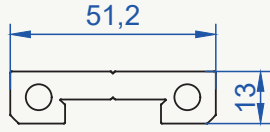
14095

1,987 kg/mt



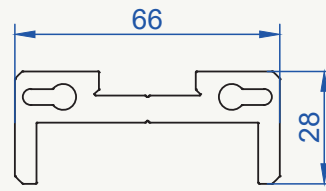
14047

1,232 kg/mt



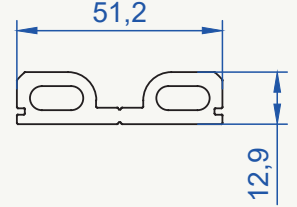
14059

2,010 kg/mt



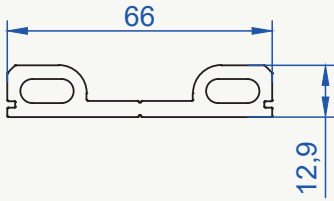
14158

1,044 kg/mt



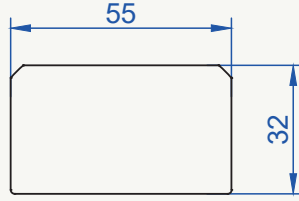
14152

1,206 kg/mt



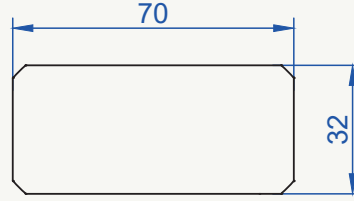
14038

4,763 kg/mt



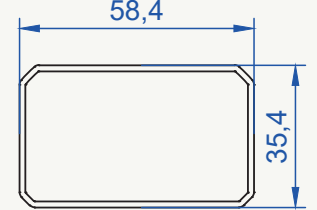
14039

6,040 kg/mt



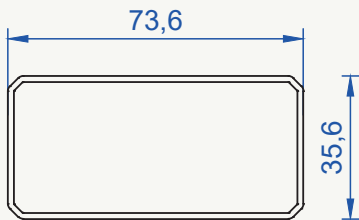
14156

0,707 kg/mt



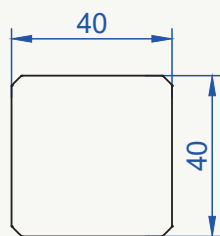
14079

0,847 kg/mt



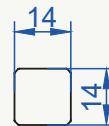
14052

4,315 kg/mt



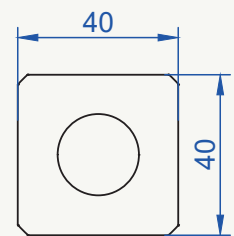
14050

0,536 kg/mt



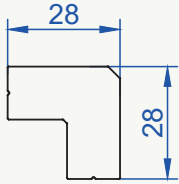
14062

3,456 kg/mt



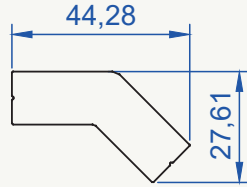
14044

1,529 kg/mt



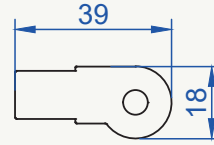
14045

1,672 kg/mt



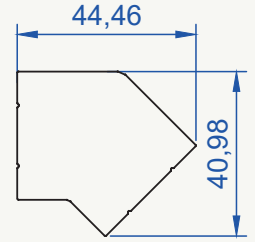
14074

1,396 kg/mt



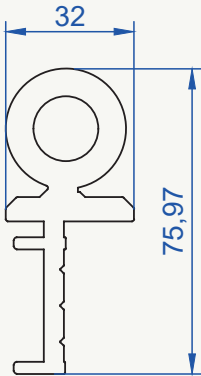
14043

3,394 kg/mt



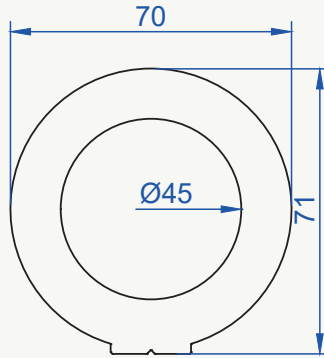
14063

2,564 kg/mt



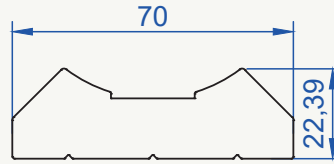
14072

6,217 kg/mt



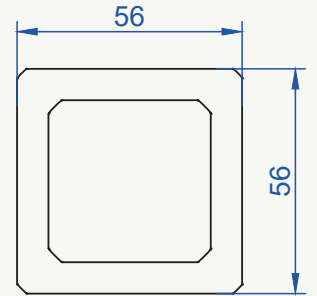
14075

3,217 kg/mt



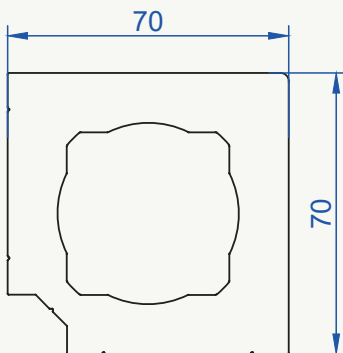
14053

4,122 kg/mt



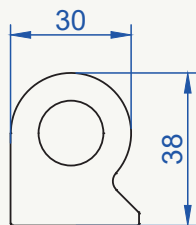
14049

8,055 kg/mt



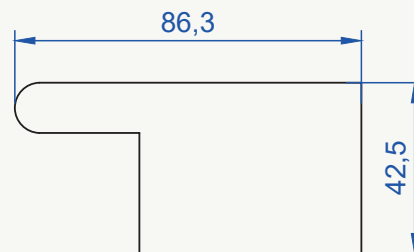
14086

2,193 kg/mt



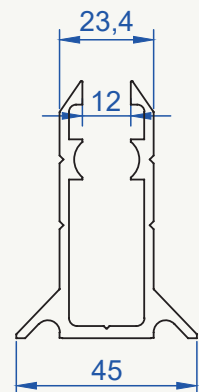
14166

7,416 kg/mt



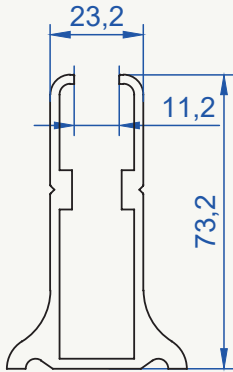
50717

1,306 kg/mt



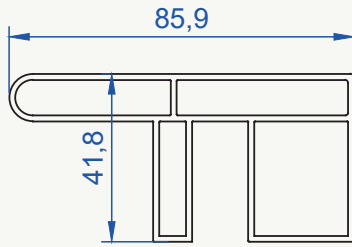
14135

1,669 kg/mt



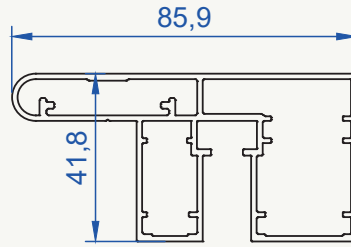
50777

1,667 kg/mt



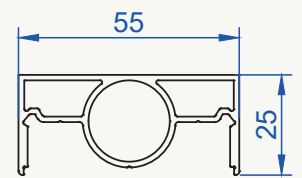
14162

1,430 kg/mt



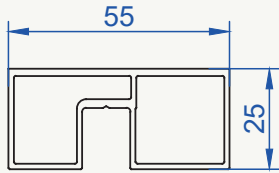
14163

0,792 kg/mt



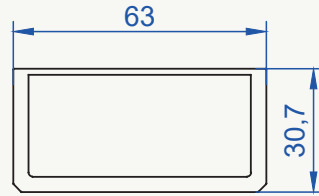
14164

0,781 kg/mt



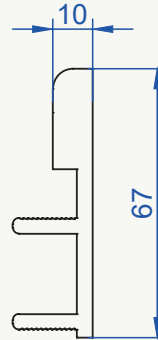
14165

1,173 kg/mt



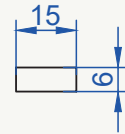
14159

1,461 kg/mt



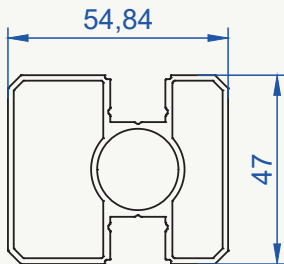
3014

0,244 kg/mt



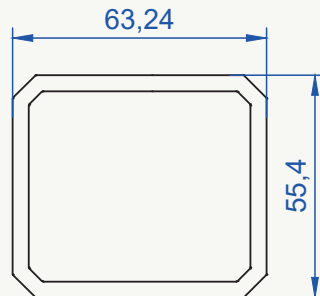
14169

1,250 kg/mt



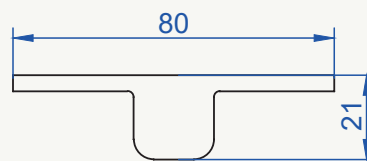
14170

2,321 kg/mt



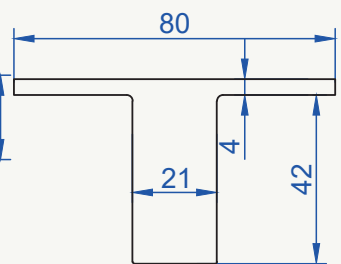
14168

1,793 kg/mt



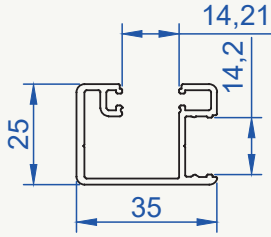
14171

3,270 kg/mt



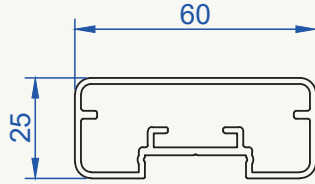
14189

0,524 kg/mt



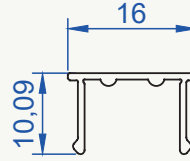
14190

0,839 kg/mt



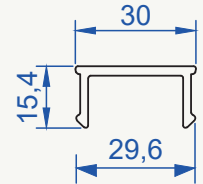
14183

0,085 kg/mt



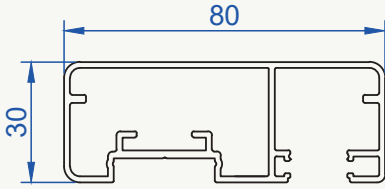
14192

0,084 kg/mt



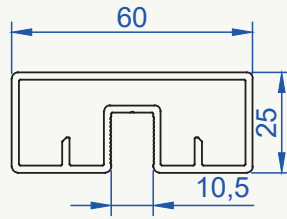
14193

1,150 kg/mt



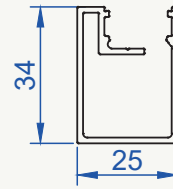
14200

0,993 kg/mt



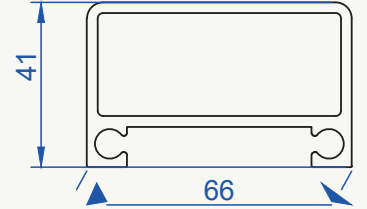
14203

0,480 kg/mt



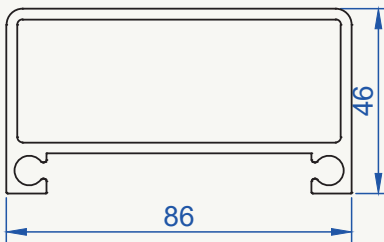
14204

1,622 kg/mt



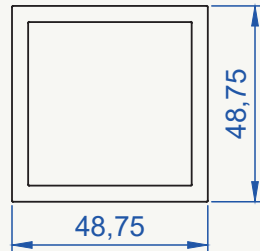
14205

1,989 kg/mt



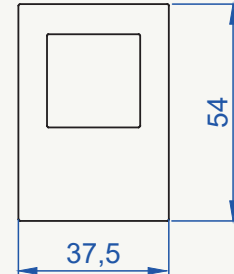
14206

1,947 kg/mt



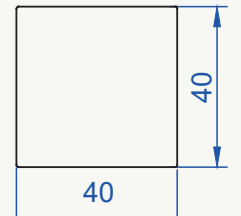
14207

1,794 kg/mt



14208

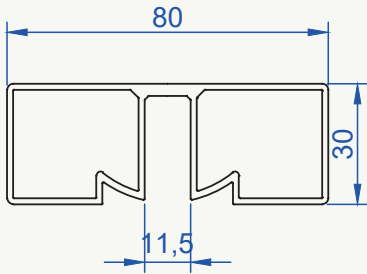
4,349 kg/mt





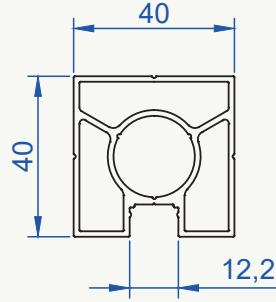
14209

1,170 kg/mt



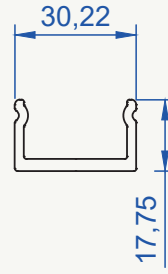
14210

1,015 kg/mt



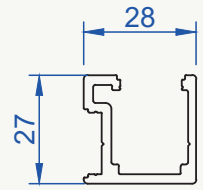
14211

0,069 kg/mt



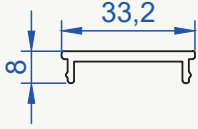
14213

0,582 kg/mt



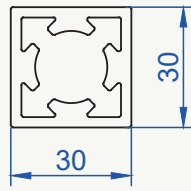
14214

0,069 kg/mt



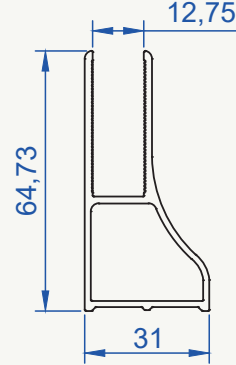
14215

0,295 kg/mt



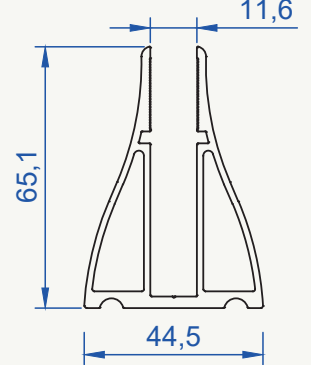
51202

0,833 kg/mt



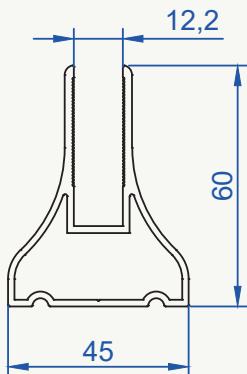
51124

1,415 kg/mt



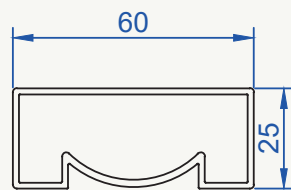
14240

1,036 kg/mt



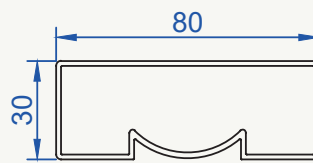
14216

0,770 kg/mt



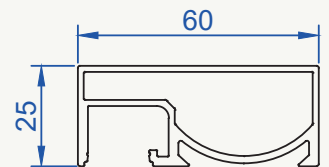
14217

0,971 kg/mt



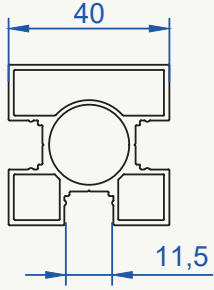
14220

0,911 kg/mt



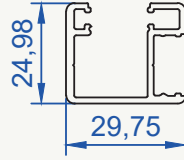
14246

0,943 kg/mt



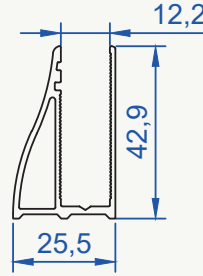
14272

0,457 kg/mt



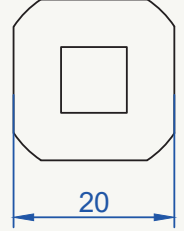
14273

0,558 kg/mt



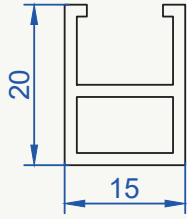
50390

0,849 kg/mt



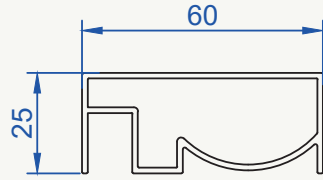
51790

0,26 kg/mt



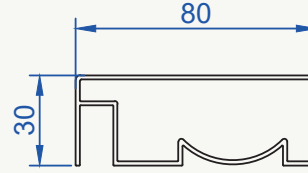
14260

0,724 kg/mt



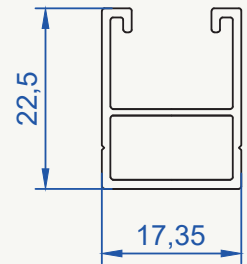
14259

0,956 kg/mt



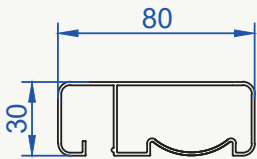
14285

0,236 kg/mt



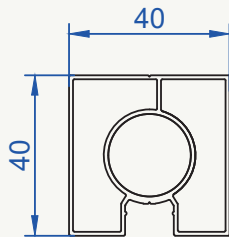
14286

0,850 kg/mt



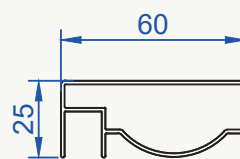
14287

0,702 kg/mt



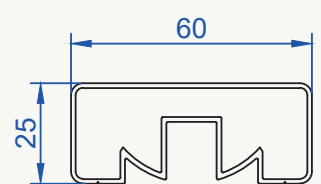
14288

0,597 kg/mt



14289

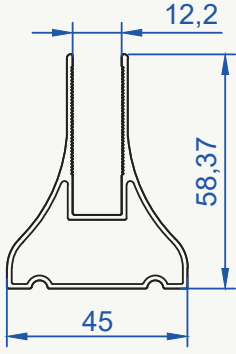
0,664 kg/mt





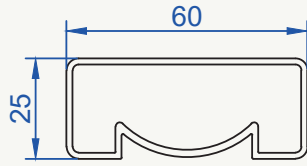
14290

0,783 kg/mt



14292

0,754 kg/mt



AYDE
ALÜMİNYUM



DÜZ ALDOKS PROFİLLER

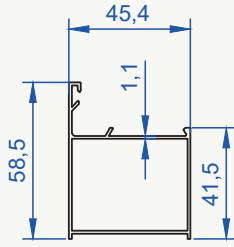
FLAT ALDOX PROFILES

www.aydealuminyum.com.tr



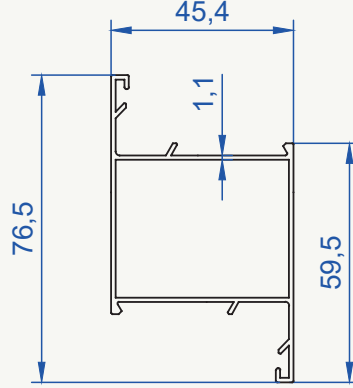
10000

0,559 kg/mt



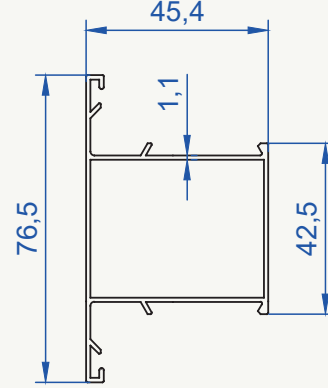
10001

0,700 kg/mt



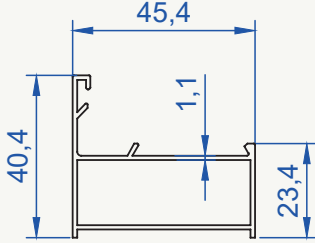
10002

0,700 kg/mt



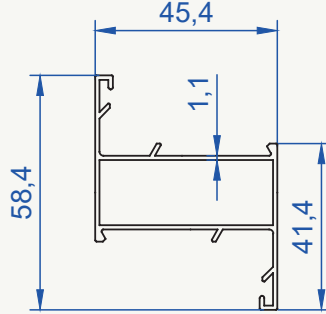
10003

0,491 kg/mt



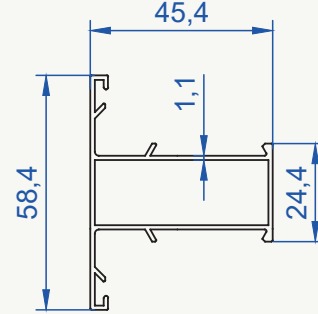
10004

0,593 kg/mt



10005

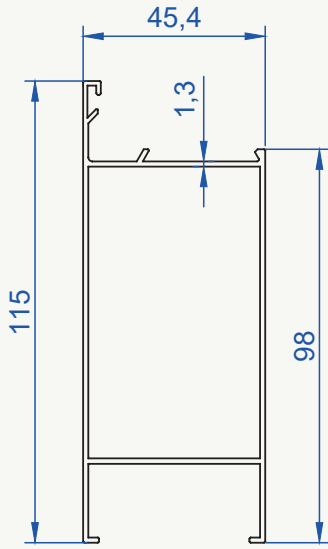
0,593 kg/mt





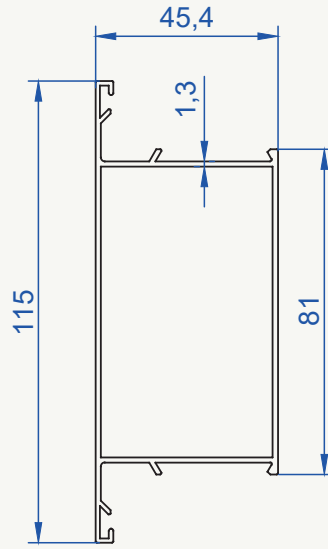
10006

1,111 kg/mt



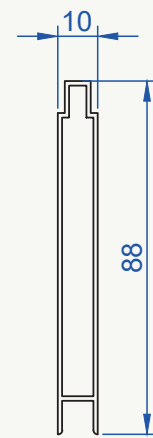
10007

1,072 kg/mt



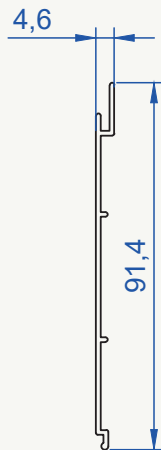
10009

0,563 kg/mt



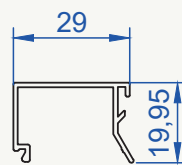
10010

0,338 kg/mt



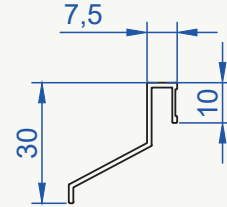
10011

0,228 kg/mt



10014

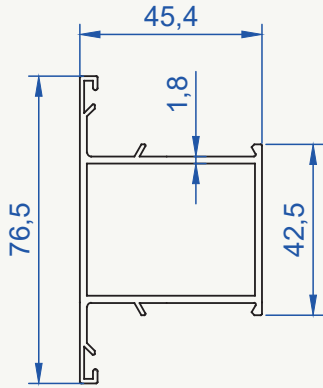
0,177 kg/mt





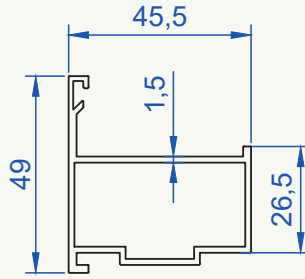
10017

1,030 kg/mt



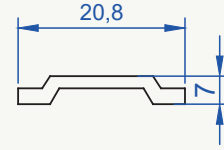
10019

0,740 kg/mt



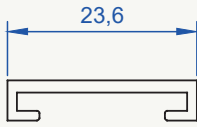
10020

0,106 kg/mt



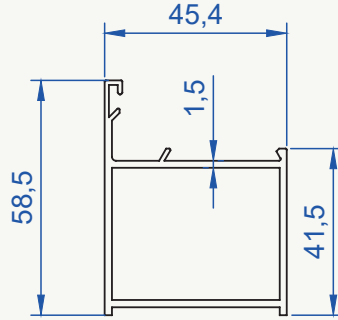
10021

0,136 kg/mt



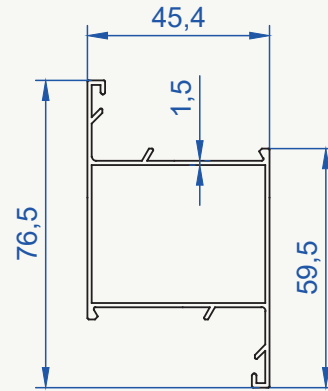
10025

0,770 kg/mt



10026

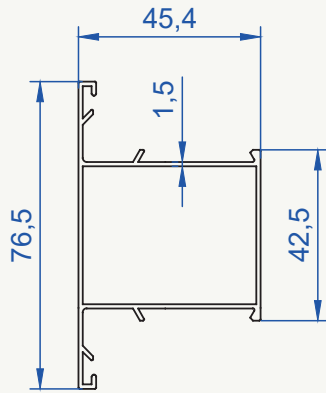
0,872 kg/mt





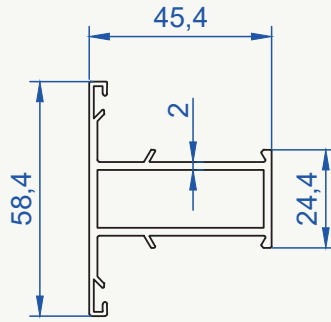
10027

0,854 kg/mt



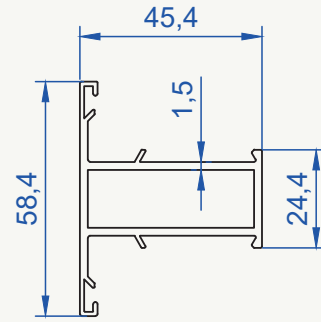
10028

0,927 kg/mt



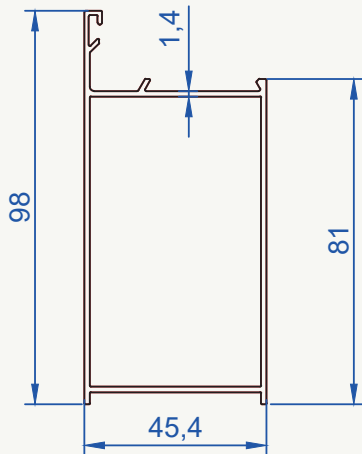
10029

0,745 kg/mt

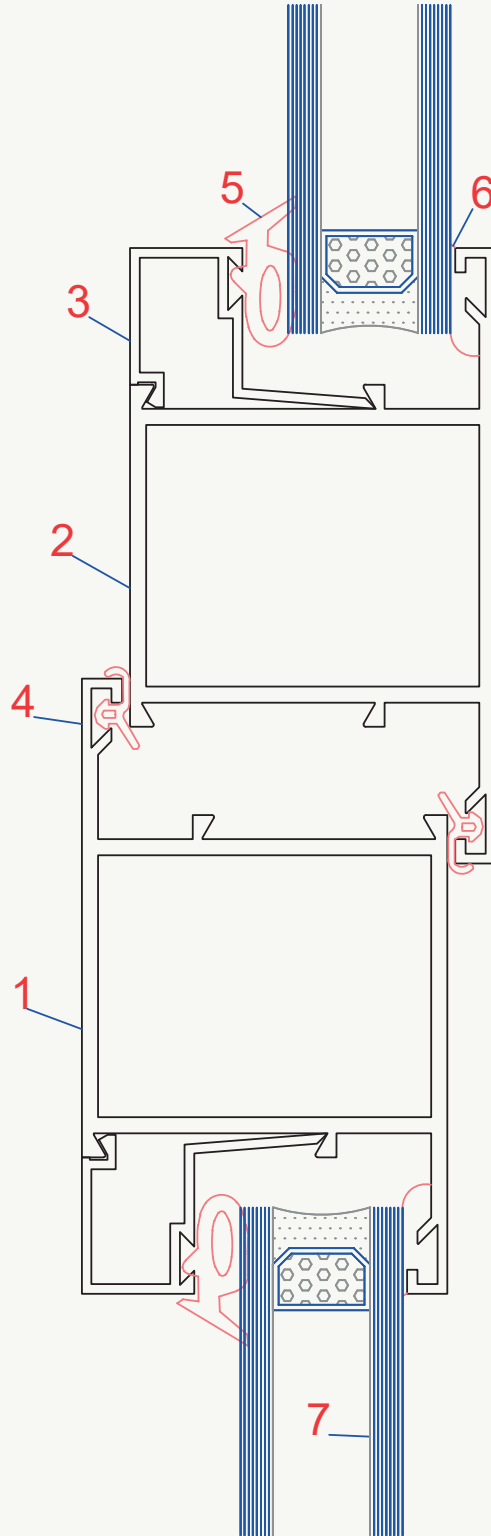


10032

1,039 kg/mt



ALDOKS PROFİLLER



- | | |
|---------------------------|-------|
| 1. KANAT | 10000 |
| 2. ORTA KAYIT | 10001 |
| 3. ISI CAM ÇITASI | |
| 4. ALDOKS KANAT FİTİLİ | |
| 5. HORTUM FİTİL | |
| 6. SİLİKON | |
| 7. 4 MMDC +12 HB + 4 MMDC | |

AYDE
ALÜMİNYUM



C 60 PROFİLLERİ

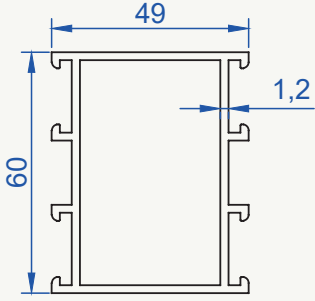
C 60 PROFILES

www.aydealuminyum.com.tr



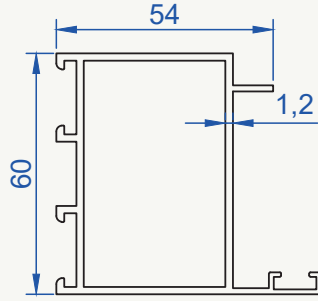
30017

0,925 kg/mt



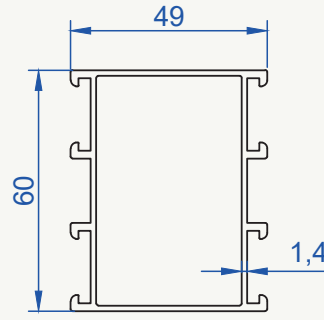
30018

0,932 kg/mt



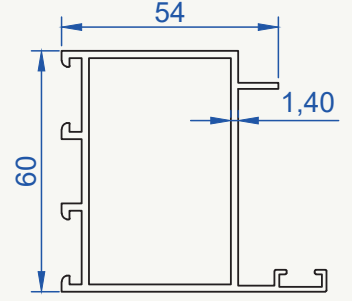
30013

1,022 kg/mt



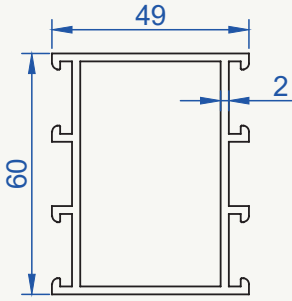
30015

1,035 kg/mt



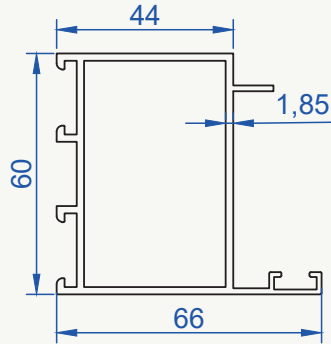
30000

1,329 kg/mt



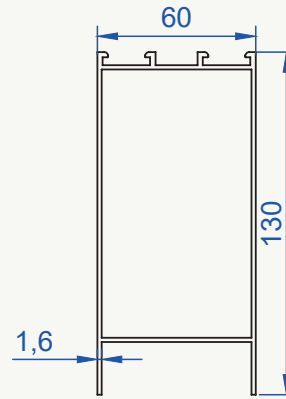
30001

1,256 kg/mt



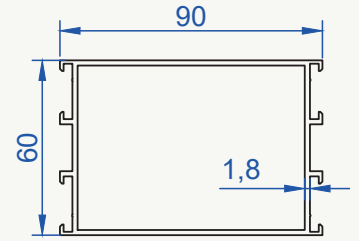
30014

1,610 kg/mt



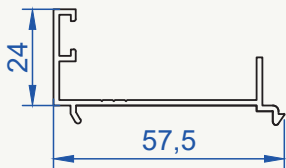
30012

1,551 kg/mt



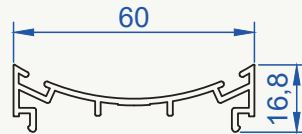
30008

0,417 kg/mt



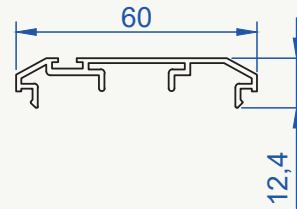
30002

0,511 kg/mt



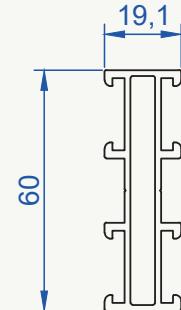
30003

0,453 kg/mt



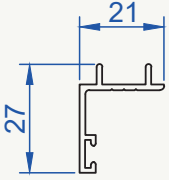
30004

0,829 kg/mt



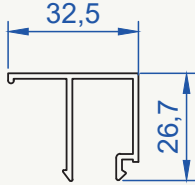
30005

0,217 kg/mt



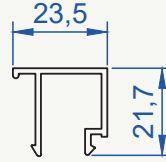
30006

0,338 kg/mt



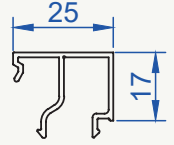
30007

0,268 kg/mt



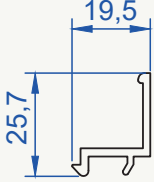
30016

0,258 kg/mt

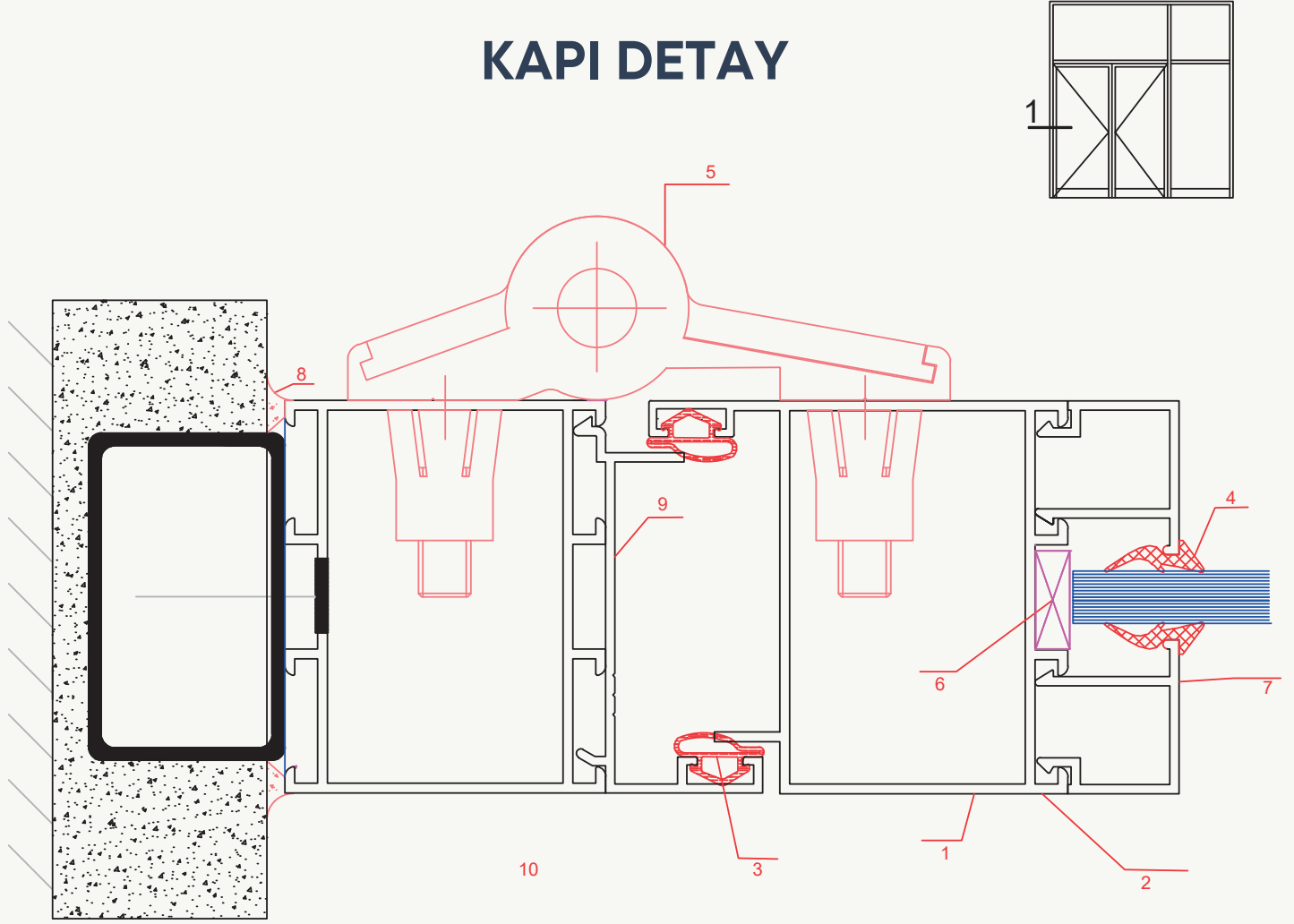


30009

0,245 kg/mt



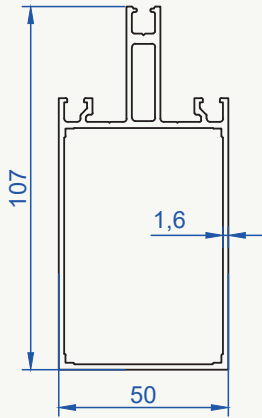
KAPI DETAY



1. 30-3005-20 KANAT
2. 30-3018-14 ÇITA
3. KAPI KANAT FİTİLİ
4. KAMA FİTİLİ
5. SİSTEM MENTEŞE
6. CAM TAKOZU
7. ÇITA PROFİLİ
8. 30-3017-14 KAPI ADAPTORÜ
9. 30-3003-20 KASA.KAYIT

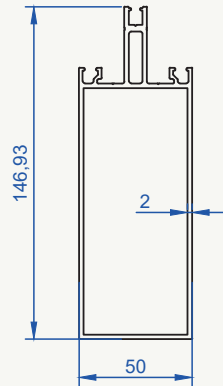
37006

1,595 kg/mt



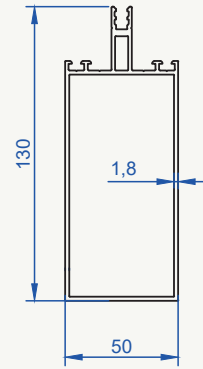
70019

2,288 kg/mt



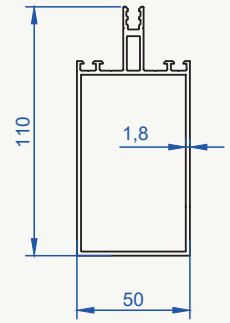
51959

1,836 kg/mt



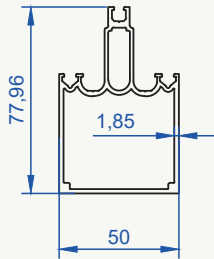
51960

1,641 kg/mt



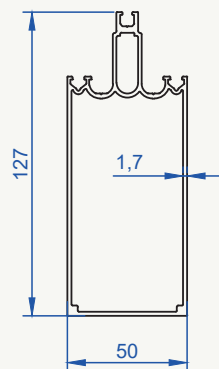
37007

1,413 kg/mt



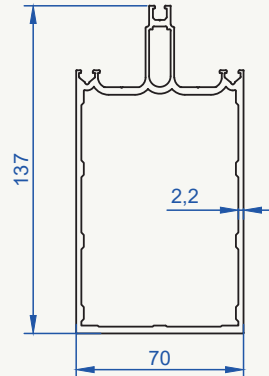
70067

1,794 kg/mt



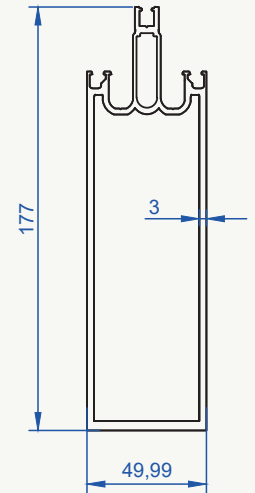
70132

2,920 kg/mt



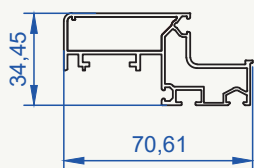
70149

3,771 kg/mt



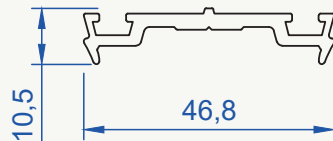
70150

0,940 kg/mt



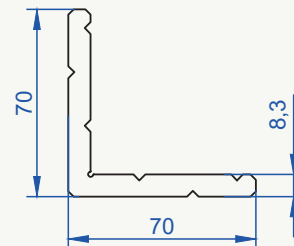
52095

0,427 kg/mt



26007

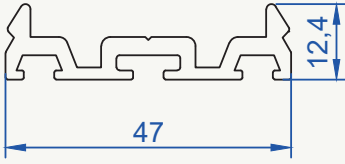
2,840 kg/mt





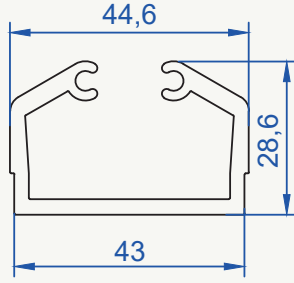
37010

0,603 kg/mt



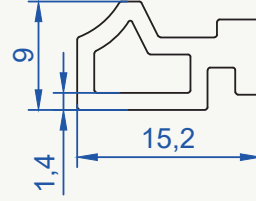
52633

0,646 kg/mt



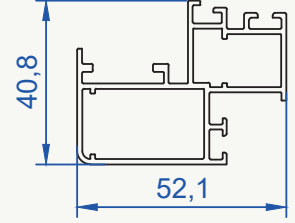
52634

0,178 kg/mt



52635

0,827 kg/mt



AYDE
ALÜMİNYUM

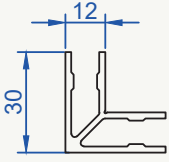


BAĞLANTI PROFİLLERİ CONNECTOR PROFILES

www.aydealuminyum.com.tr

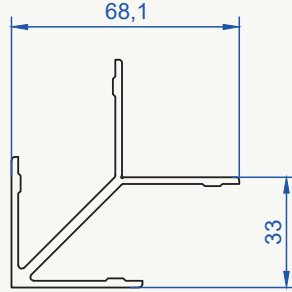
26000

0,579 kg/mt



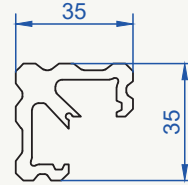
26001

1,192 kg/mt



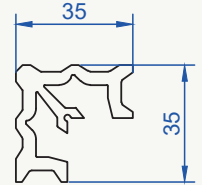
26002

1,134 kg/mt



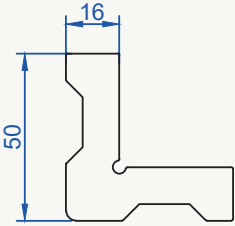
26003

1,159 kg/mt



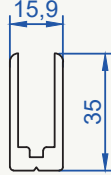
26004

3,079 kg/mt



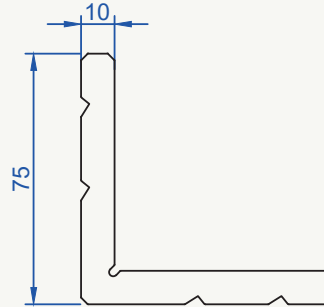
26005

0,646 kg/mt



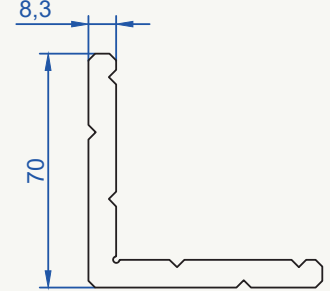
26006

3,087 kg/mt



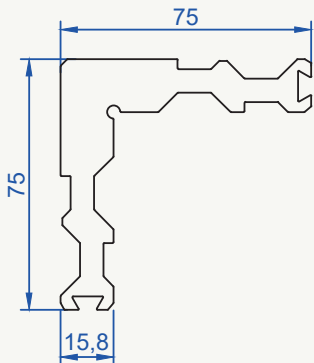
26007

2,870 kg/mt



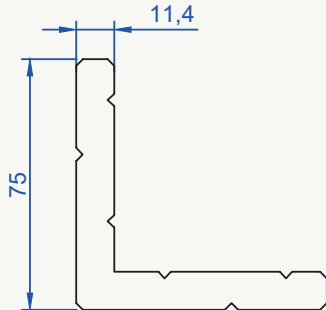
26008

4,199 kg/mt



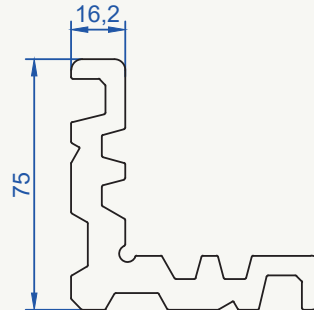
26009

4,222 kg/mt



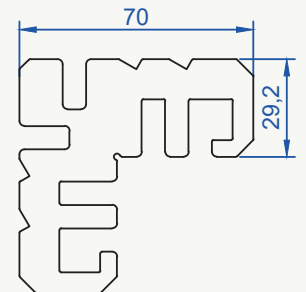
26010

4,053 kg/mt



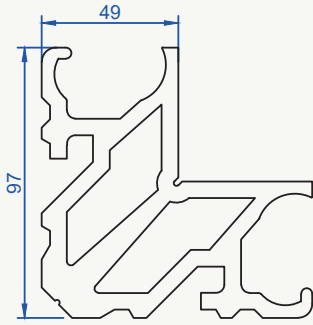
26012

6,246 kg/mt



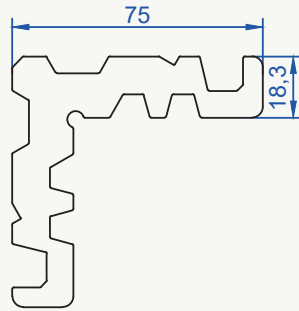
26014

8,059 kg/mt



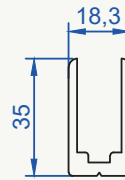
26016

4,717 kg/mt



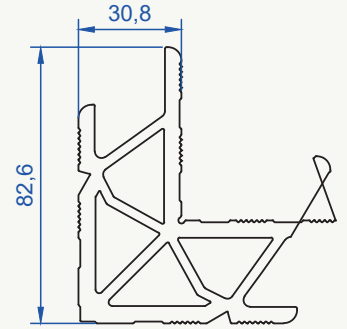
26017

0,673 kg/mt



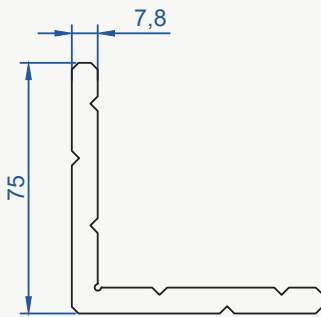
26018

4,104 kg/mt



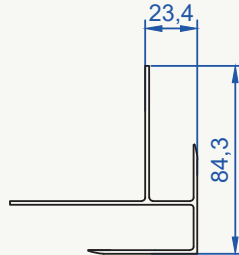
26019

2,914 kg/mt



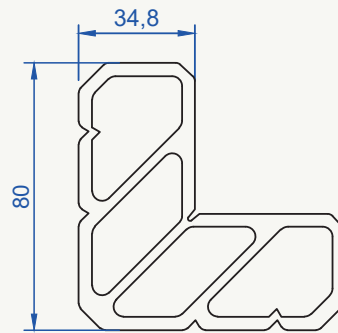
26021

1,095 kg/mt



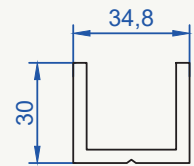
26022

4,130 kg/mt



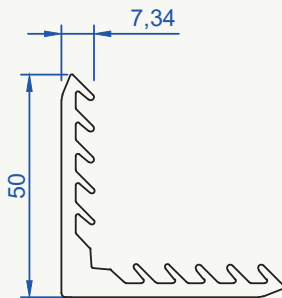
26023

0,947 kg/mt



51149

1,185 kg/mt



AYDE
ALÜMİNYUM

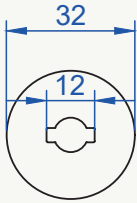


CAM BALKON PROFİLLERİ GLASS BALCONY PROFILES

www.aydealuminyum.com.tr

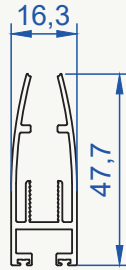
50129

1,990 kg/mt



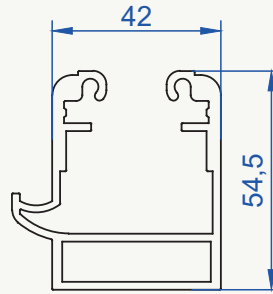
50130

1,398 kg/mt



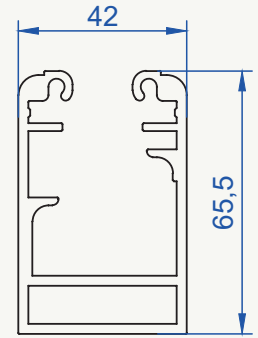
50131

1,599 kg/mt



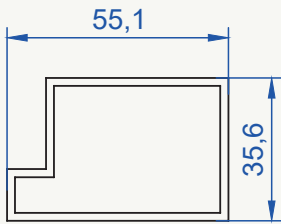
50132

1,906 kg/mt



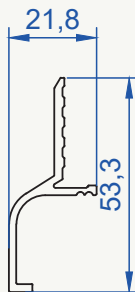
50135

0,940 kg/mt



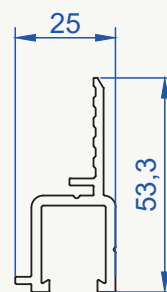
50384

0,400 kg/mt



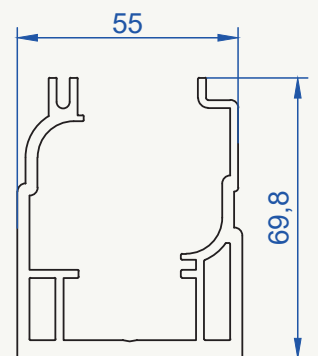
50386

0,673 kg/mt



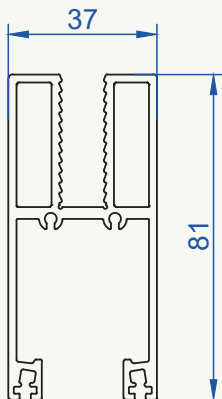
50387

2,173 kg/mt



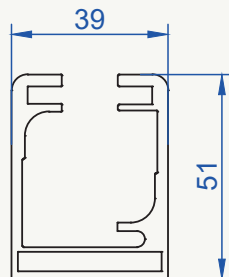
70022

1,832 kg/mt



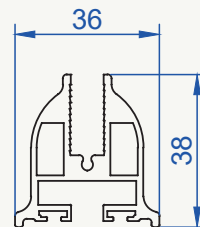
50538

1,428 kg/mt



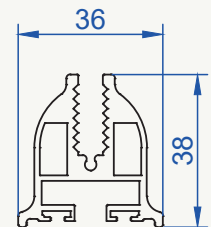
50560

0,981 kg/mt



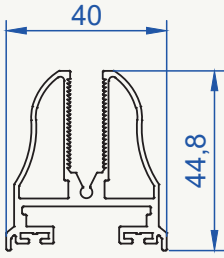
50561

1,048 kg/mt



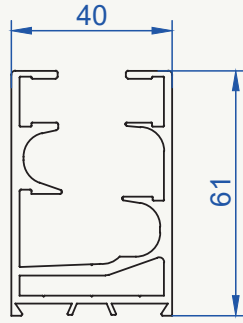
50600

0,980 kg/mt



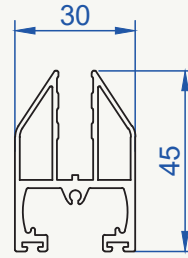
50601

1,533 kg/mt



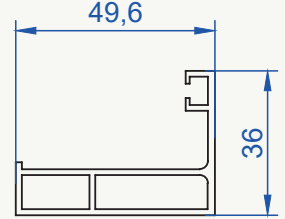
50602

0,868 kg/mt



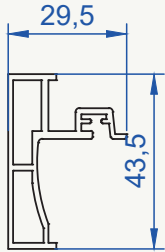
50603

0,734 kg/mt



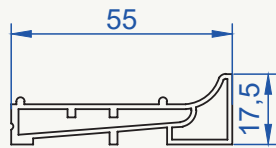
33000

0,586 kg/mt



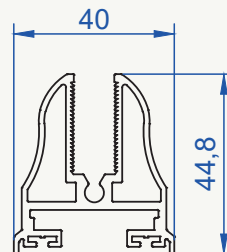
33002

0,560 kg/mt



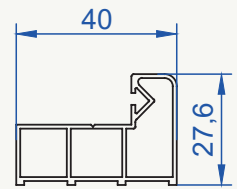
50612

1,069 kg/mt



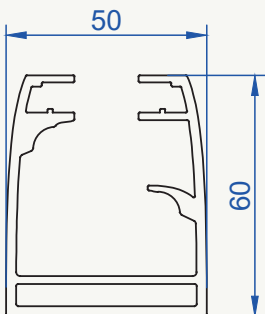
50613

0,462 kg/mt



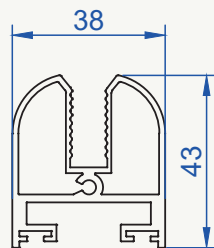
50630

1,829 kg/mt



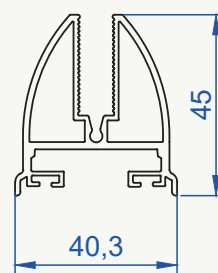
50704

1,021 kg/mt



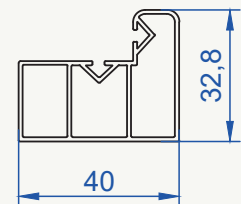
51032

0,945 kg/mt



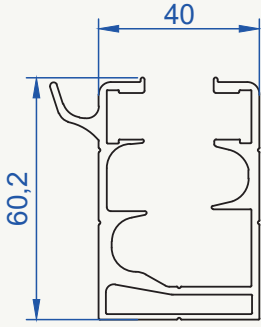
51033

0,537 kg/mt



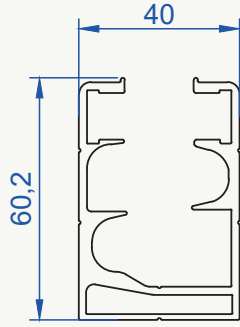
51034

1,582 kg/mt



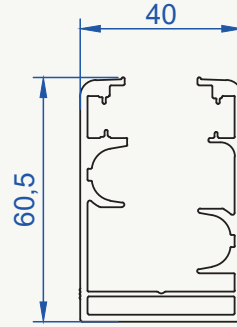
51035

1,089 kg/mt



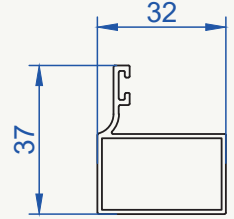
51036

1,342 kg/mt



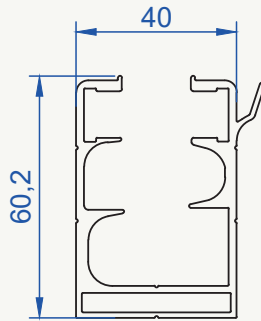
51038

0,392 kg/mt



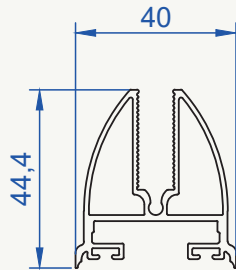
51067

1,443 kg/mt



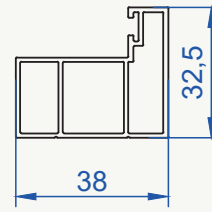
51316

0,853 kg/mt



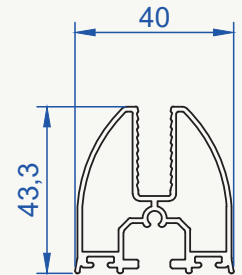
51317

0,550 kg/mt



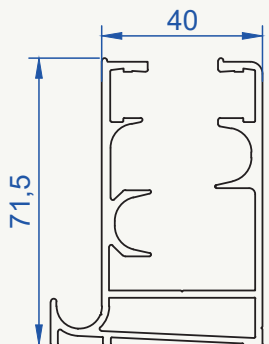
51227

0,888 kg/mt



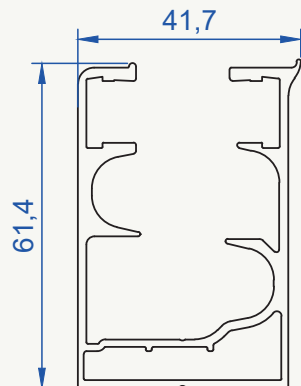
51366

1,632 kg/mt



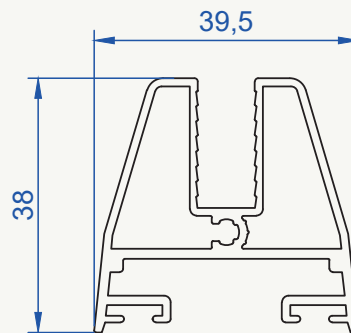
51367

1,236 kg/mt



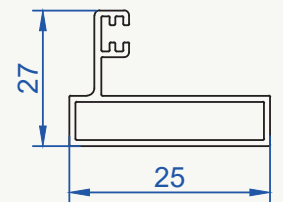
51368

0,756 kg/mt



33006

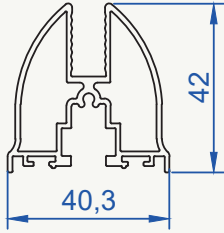
0,430 kg/mt





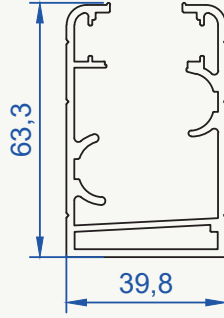
33005

0,801 kg/mt



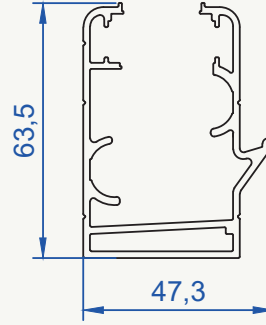
33004

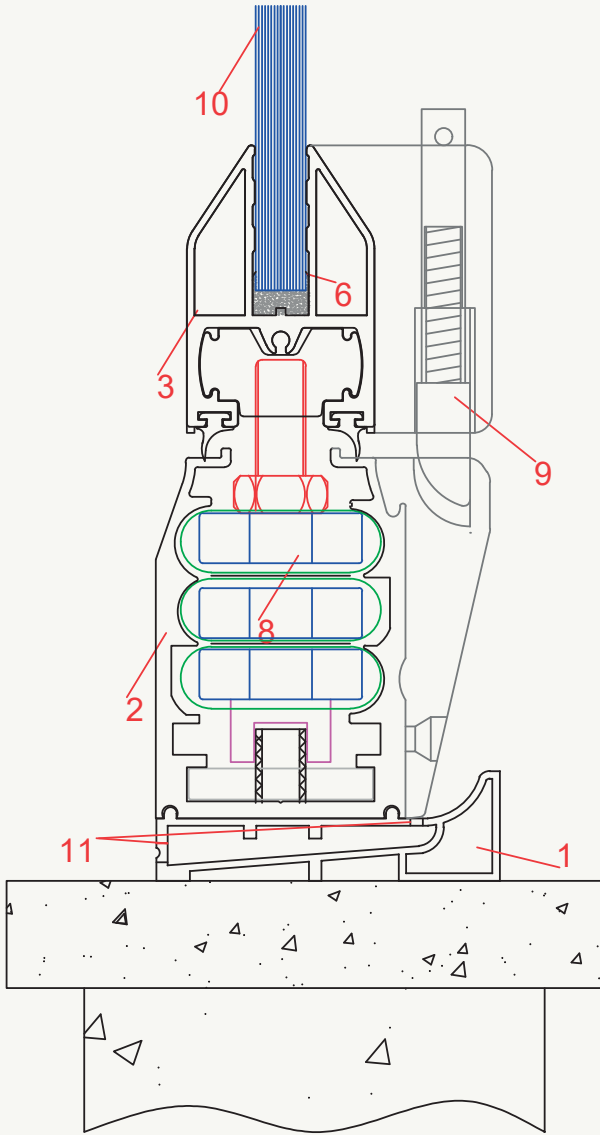
0,398 kg/mt



33003

1,455 kg/mt





- 1-) 33002 damlalık profili
- 2-) 50604 kasa profili
- 3-) 50602 kanat profili
- 4-) 33000 yan dikme profili
- 5-) 33001 cam bitiş profili
- 6-) silikon
- 7-) epdm fitil
- 8-) rulman
- 9-) kilit
- 10-) 8 mm temperli cam
- 11-) su tahliye deliği

**CORNERGLAS MARKA ÜRÜNLERİMİZ TPE :2010 03253
PATENT NOSUYLA KORUMA ALTINDADIR.**

AYDE
ALÜMİNYUM



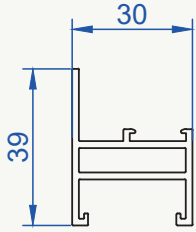
OTOMATİK KAPI PROFİLLERİ

AUTOMATIC DOOR PROFILES

www.aydealuminyum.com.tr

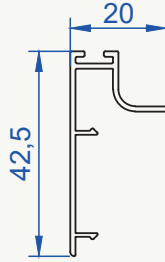
50404

0,582 kg/mt



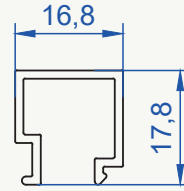
50412

0,244 kg/mt



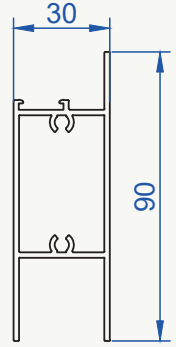
50413

0,201 kg/mt



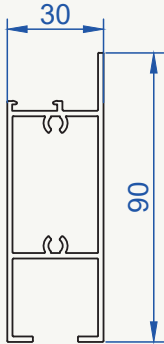
50414

1,112 kg/mt



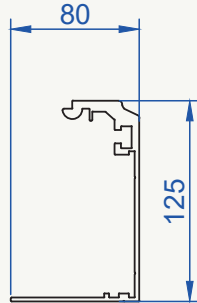
50415

1,304 kg/mt



70024

2,828 kg/mt



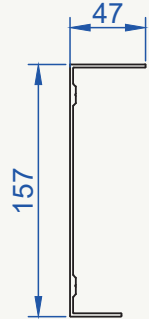
70025

1,561 kg/mt



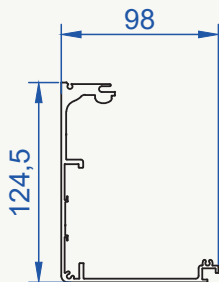
70026

1,369 kg/mt



70045

2,476 kg/mt



AYDE
ALÜMİNYUM

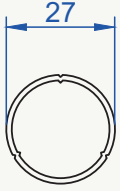


**JALUZI DİKEY PERDE
PROFİLLERİ**
VERTICAL BLIND PROFILES

www.aydealuminyum.com.tr

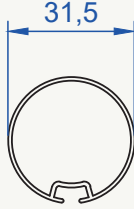
36009

0,295 kg/mt



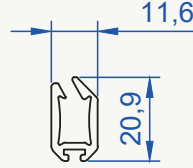
36013

0,267 kg/mt



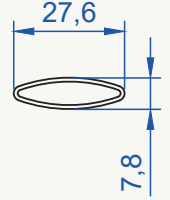
36014

0,273 kg/mt



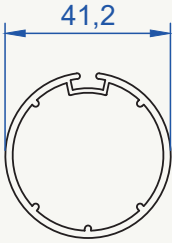
36015

0,149 kg/mt



36016

0,657 kg/mt



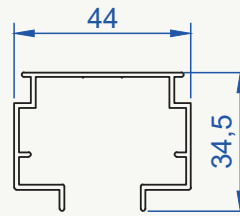
36018

0,253 kg/mt



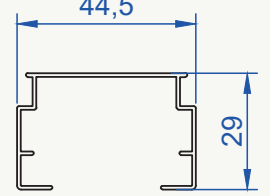
36019

0,457 kg/mt



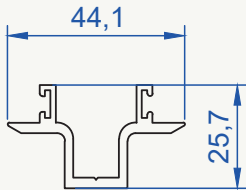
36020

0,311 kg/mt



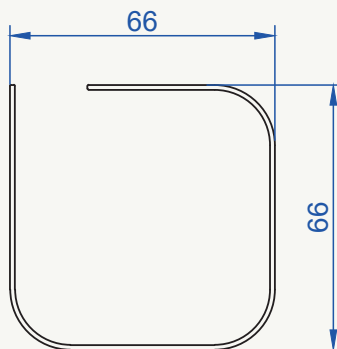
36021

0,555 kg/mt



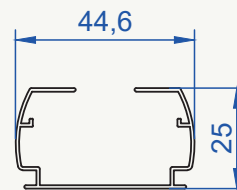
36023

0,723 kg/mt



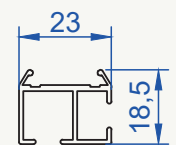
36024

0,295 kg/mt



36026

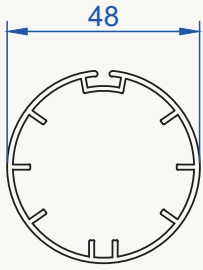
0,248 kg/mt





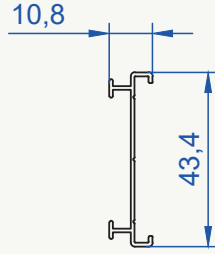
36029

0,217 kg/mt



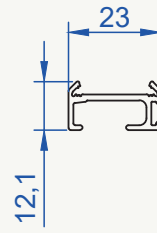
36031

0,268 kg/mt



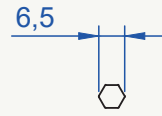
36032

0,417 kg/mt



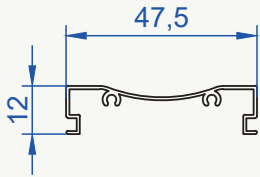
36034

1,551 kg/mt



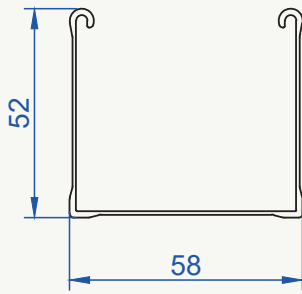
36036

0,216 kg/mt



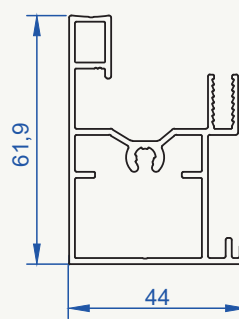
36042

0,493 kg/mt



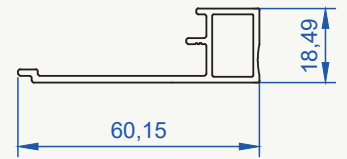
51595

1,092 kg/mt



51596

0,479 kg/mt



AYDE
ALÜMİNYUM



PANJUR PROFİLLERİ


ROLLER SHUTTER PROFILES

www.aydealuminyum.com.tr



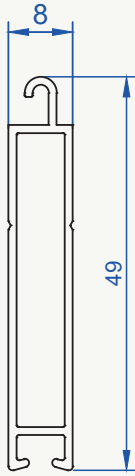
8000

0,393 kg/mt



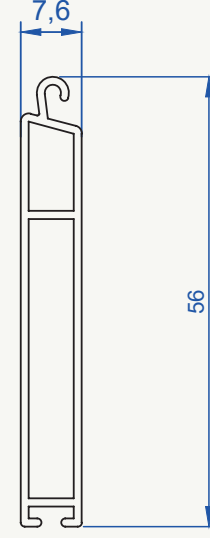
8002

0,297 kg/mt



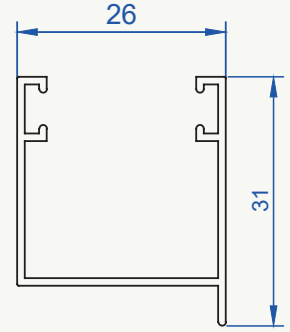
8004

0,248 kg/mt



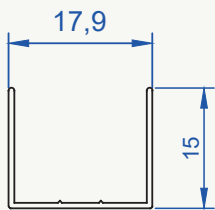
8006

0,246 kg/mt



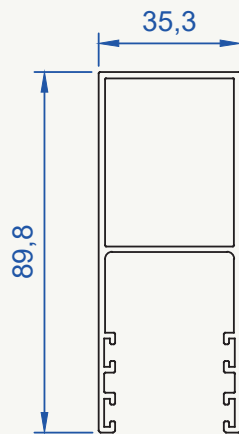
8007

0,086 kg/mt



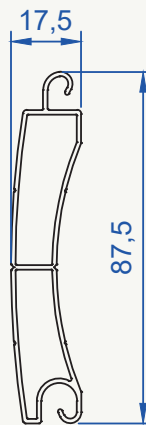
8009

1,380 kg/mt



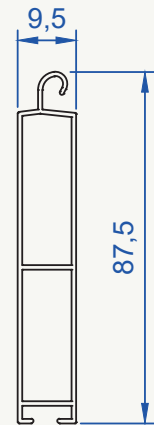
8010

0,660 kg/mt



8011

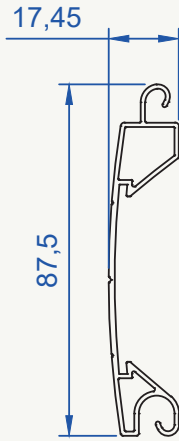
0,644 kg/mt





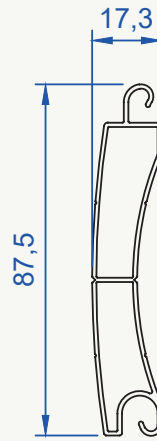
8012

0,664 kg/mt



8014

0,617 kg/mt



AYDE
ALÜMİNYUM



SİNEKLİK PROFİLLERİ

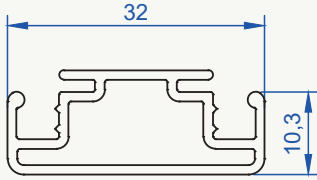
SCREEN PROFILES

www.aydealuminyum.com.tr



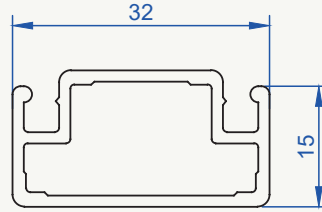
9000

0,341 kg/mt



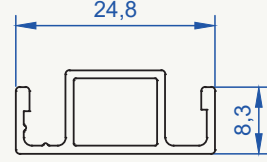
9001

0,413 kg/mt



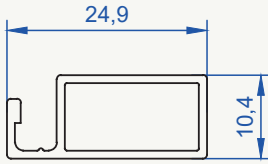
9004

0,198 kg/mt



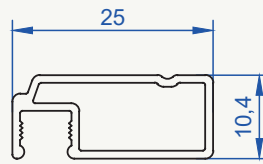
9003

0,187 kg/mt



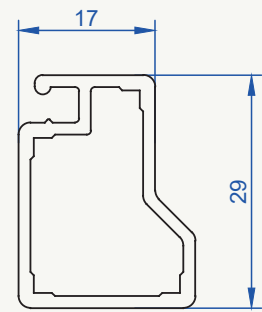
9005

0,193 kg/mt



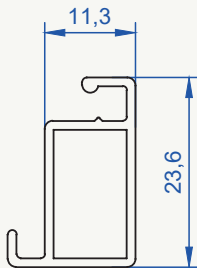
9006

0,422 kg/mt



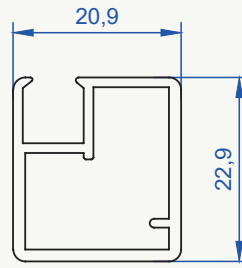
9007

0,220 kg/mt



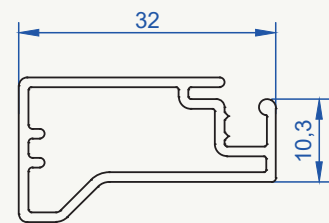
9008

0,346 kg/mt



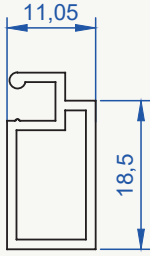
9009

0,345 kg/mt



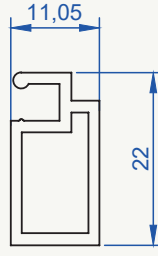
9010

0,239 kg/mt



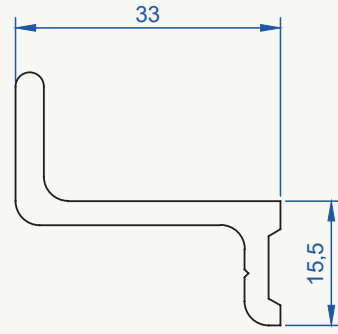
9011

0,208 kg/mt



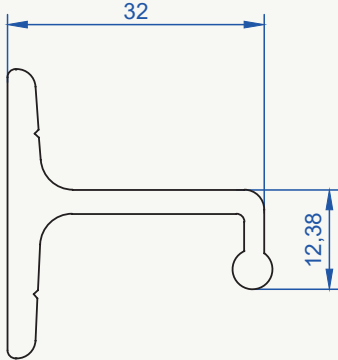
9012

0,531 kg/mt



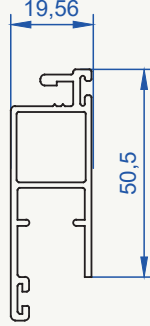
9013

0,693 kg/mt



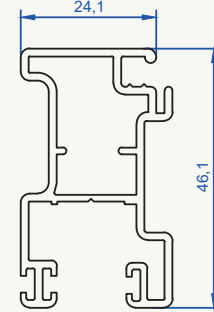
9014

0,664 kg/mt



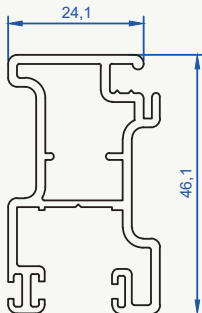
9015

0,707 kg/mt



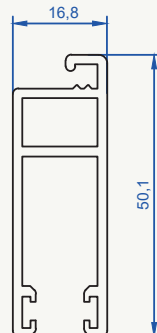
9016

0,766 kg/mt



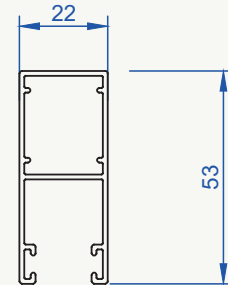
9017

0,641 kg/mt



9019

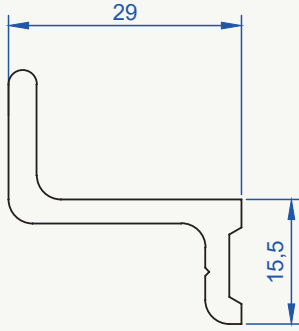
0,546 kg/mt





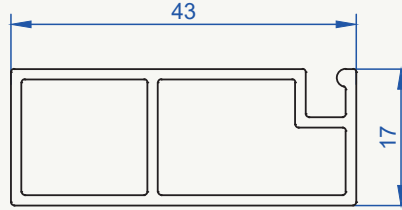
9022

0,837 kg/mt



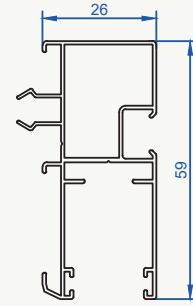
9023

0,482 kg/mt



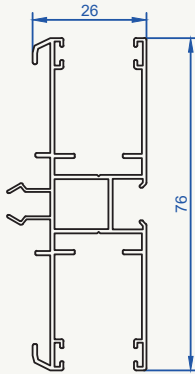
9024

0,504 kg/mt



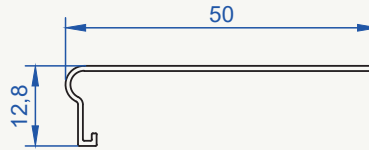
9025

0,720 kg/mt



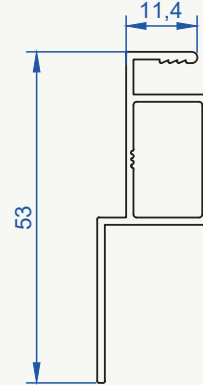
9027

0,141 kg/mt



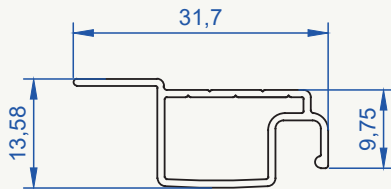
9028

0,365 kg/mt



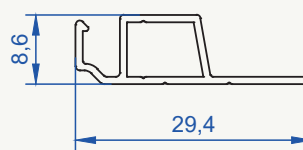
9030

0,189 kg/mt



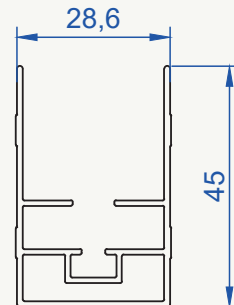
9031

0,179 kg/mt



9033

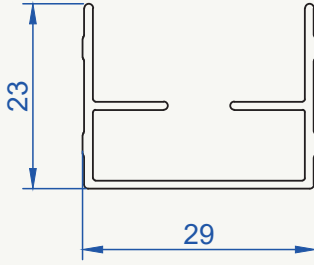
0,523 kg/mt





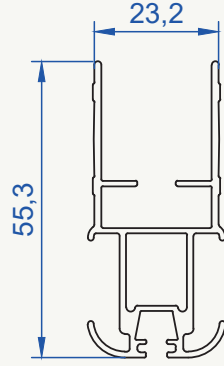
9034

0,263 kg/mt



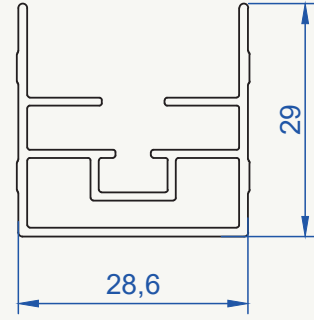
9035

0,656 kg/mt



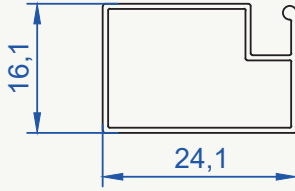
9036

0,423 kg/mt



9037

1,152 kg/mt



AYDE
ALÜMİNYUM



CAM ÇITA PROFİLLERİ

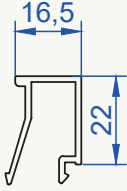
GLASS SLAT PROFILES

www.aydealuminyum.com.tr



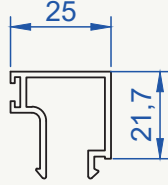
11001

0,293 kg/mt



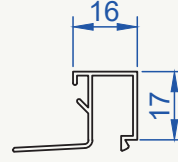
11002

0,360 kg/mt



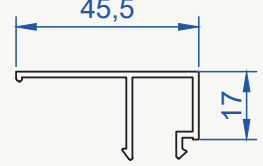
11003

0,219 kg/mt



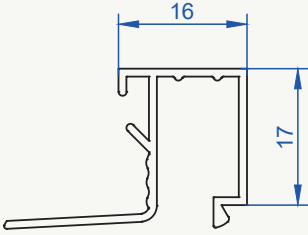
11004

0,376 kg/mt



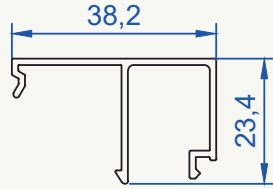
11007

0,219 kg/mt



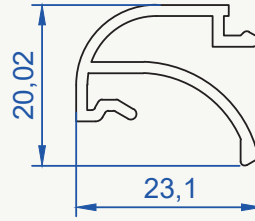
35011

0,309 kg/mt



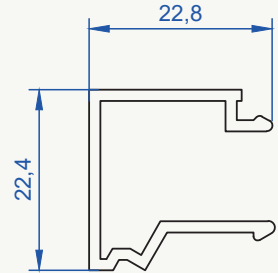
73001

0,256 kg/mt



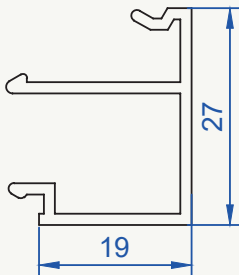
35012

0,282 kg/mt



73017

0,315 kg/mt



AYDE
ALÜMİNYUM



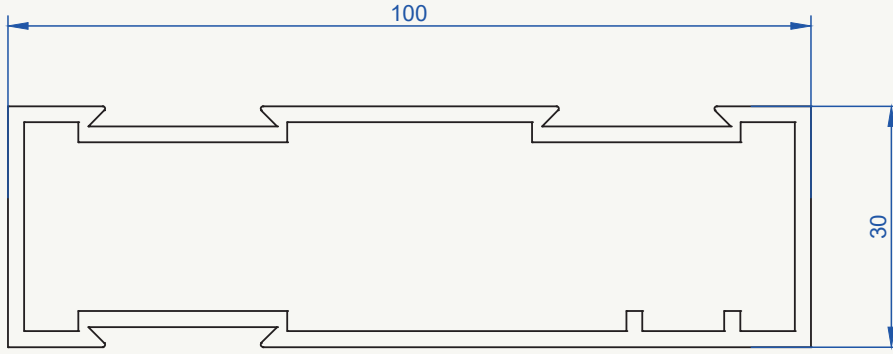
TUBA SÜRME SERİ
PROFİLLERİ
TUBA RIDING SERIAL
PROFILES

www.aydealuminyum.com.tr



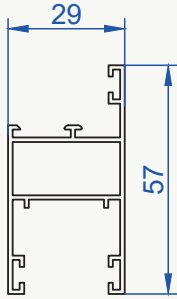
12007

1,496 kg/mt



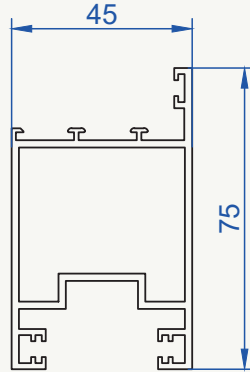
12000

0,588 kg/mt



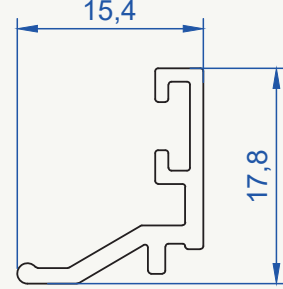
12008

1,365 kg/mt



12021

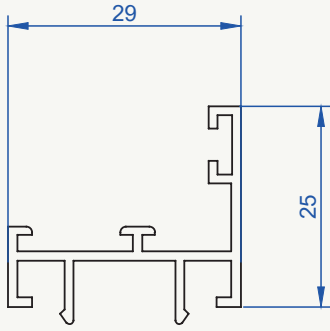
0,147 kg/mt





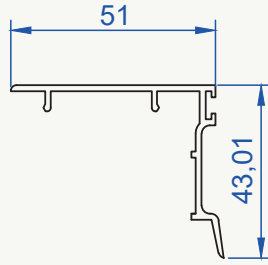
12003

0,326 kg/mt



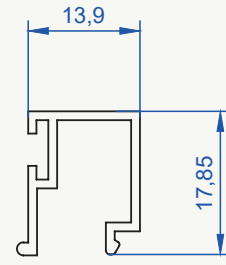
12013

0,475 kg/mt



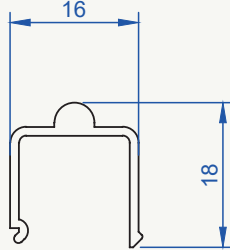
12005

0,195 kg/mt



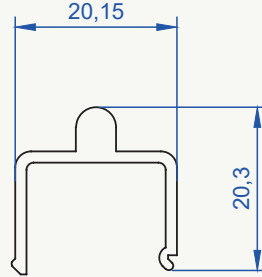
12004

0,181 kg/mt



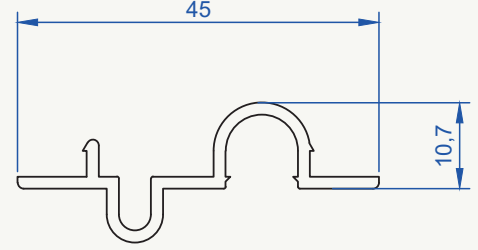
12009

0,265 kg/mt



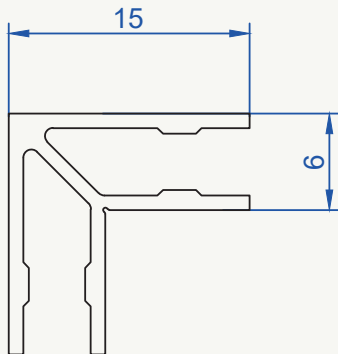
12011

0,325 kg/mt



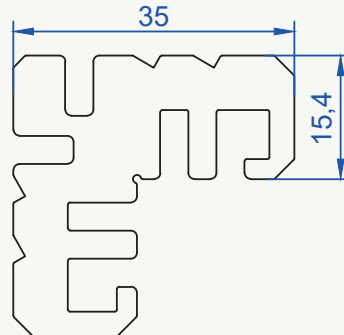
26000

0,579 kg/mt



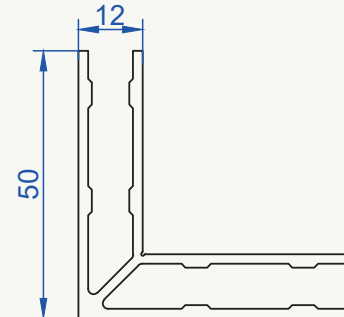
26018

6,584 kg/mt



12018

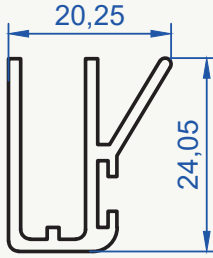
1,000 kg/mt





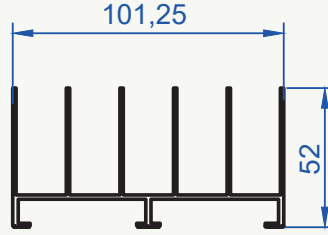
51623

0,325 kg/mt



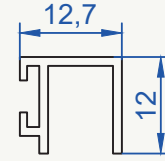
51624

1,449 kg/mt



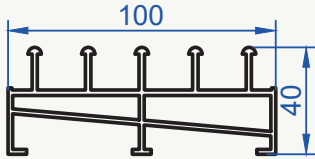
51625

0,118 kg/mt



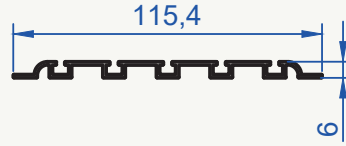
51626

1,908 kg/mt



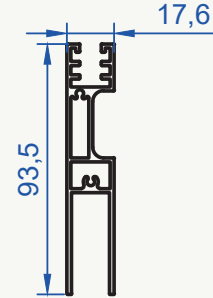
51627

0,596 kg/mt



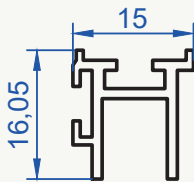
51628

1,158 kg/mt



51629

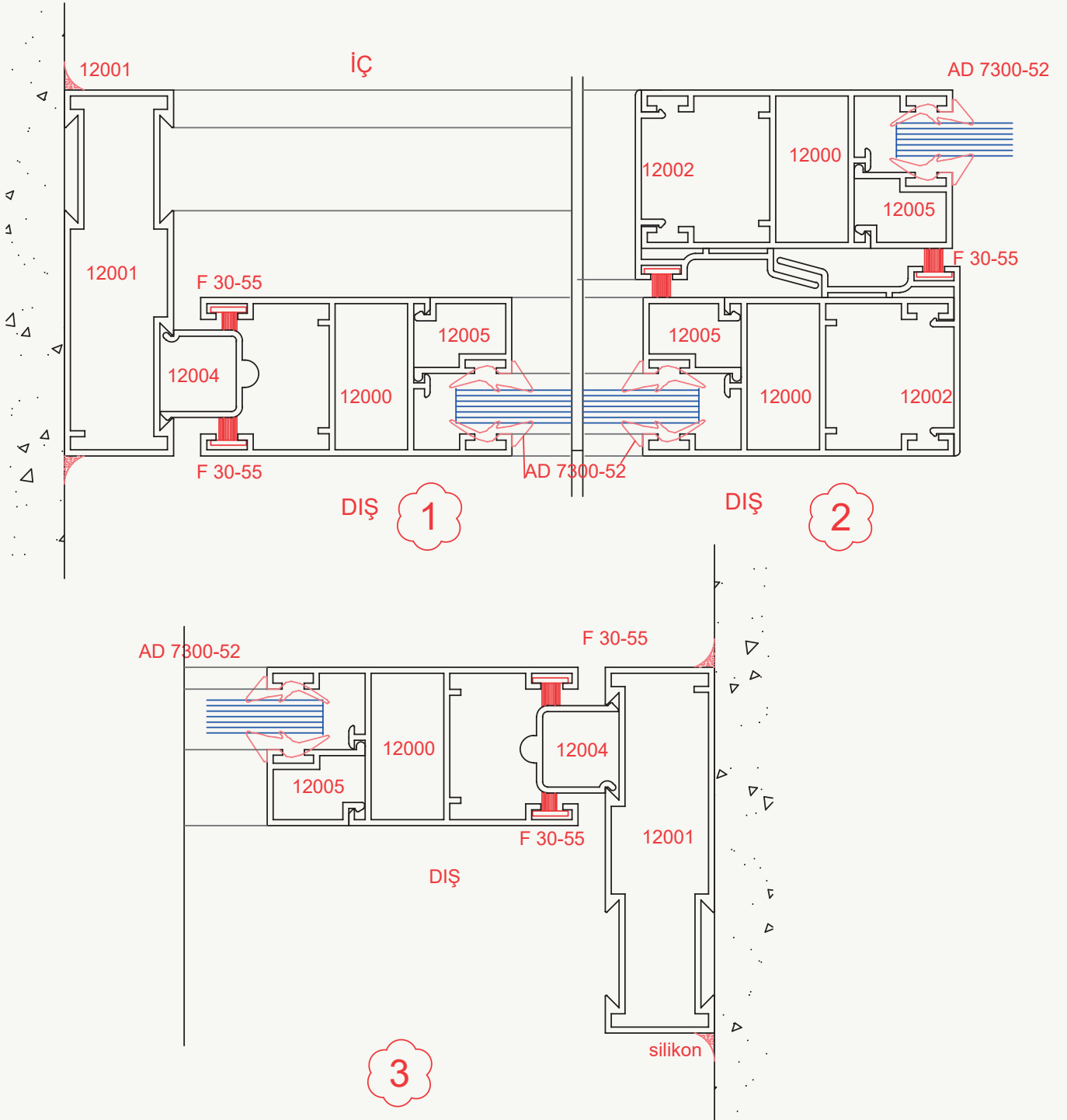
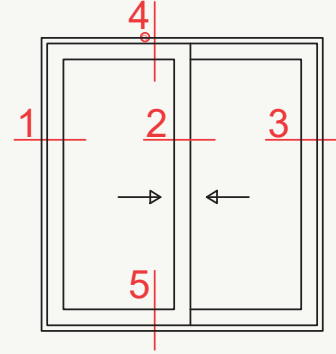
0,18 kg/mt

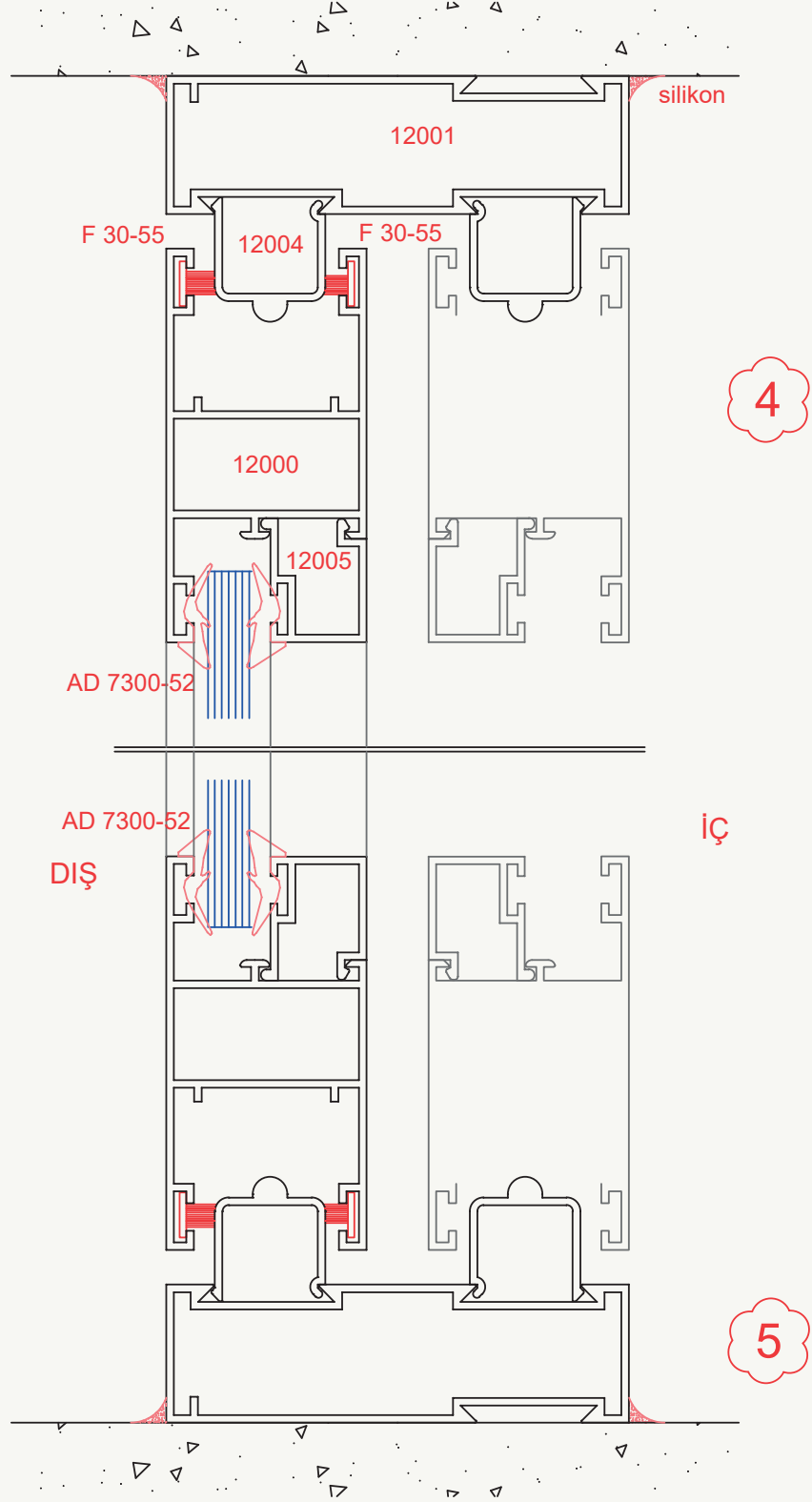
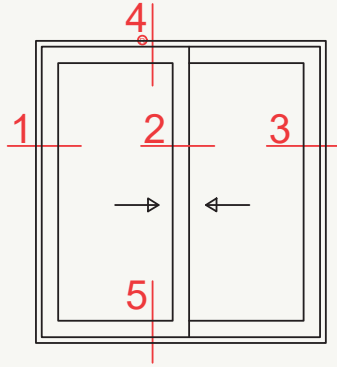


TUBA SÜRME SERİ PROFİLLERİ

TUBA RIDING SERIAL PROFILES

AYDE
ALÜMİNYUM

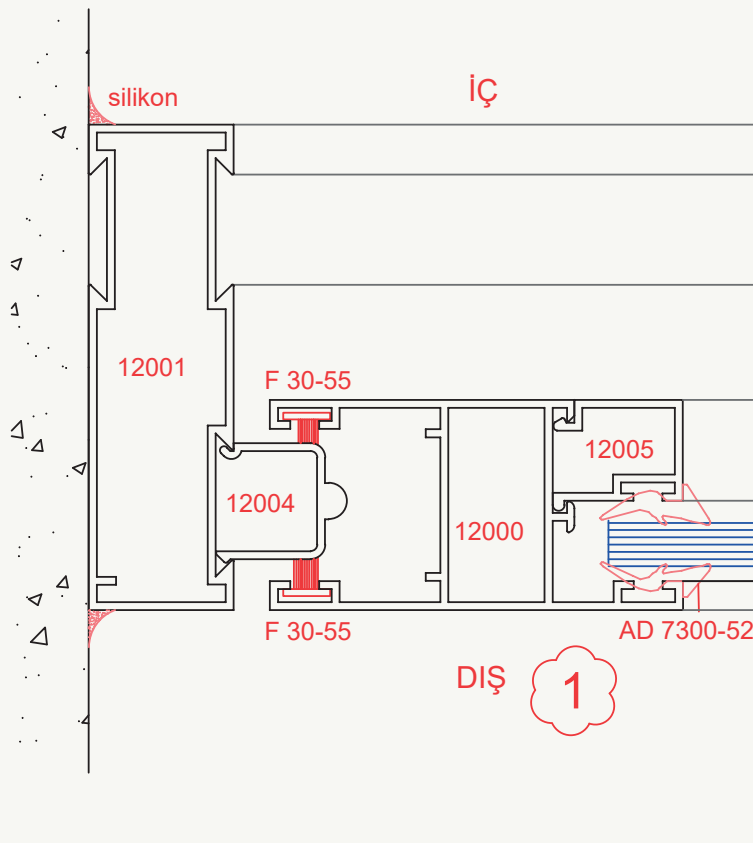
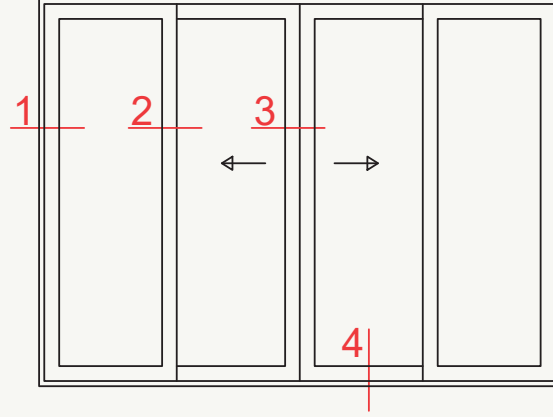


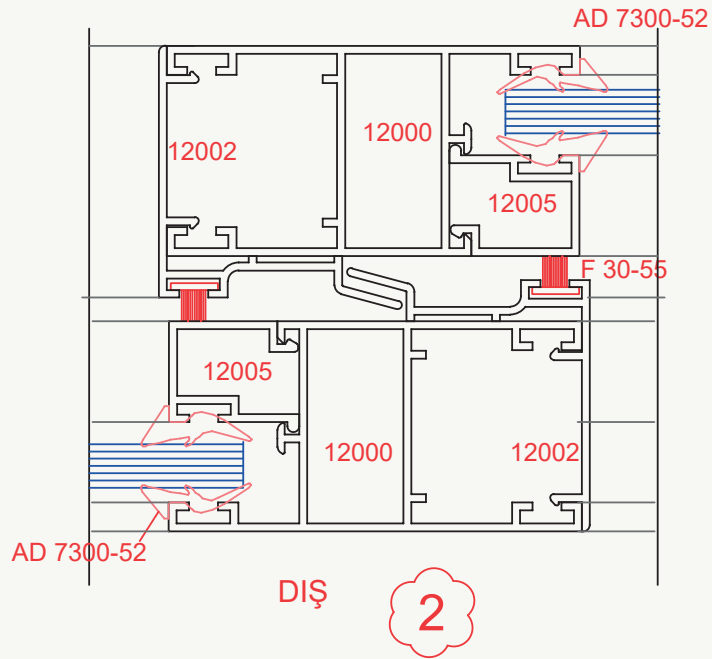
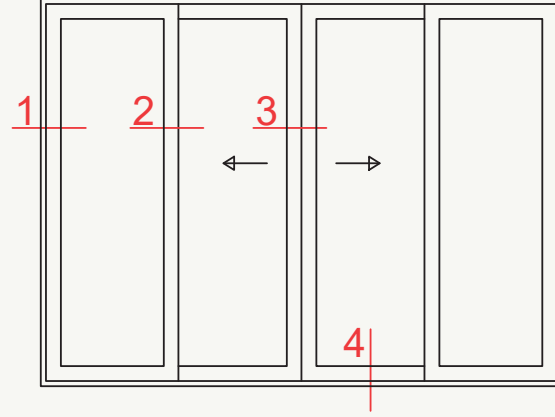


TUBA SÜRME SERİ PROFİLLERİ

TUBA RIDING SERIAL PROFILES

AYDE
ALÜMİNYUM

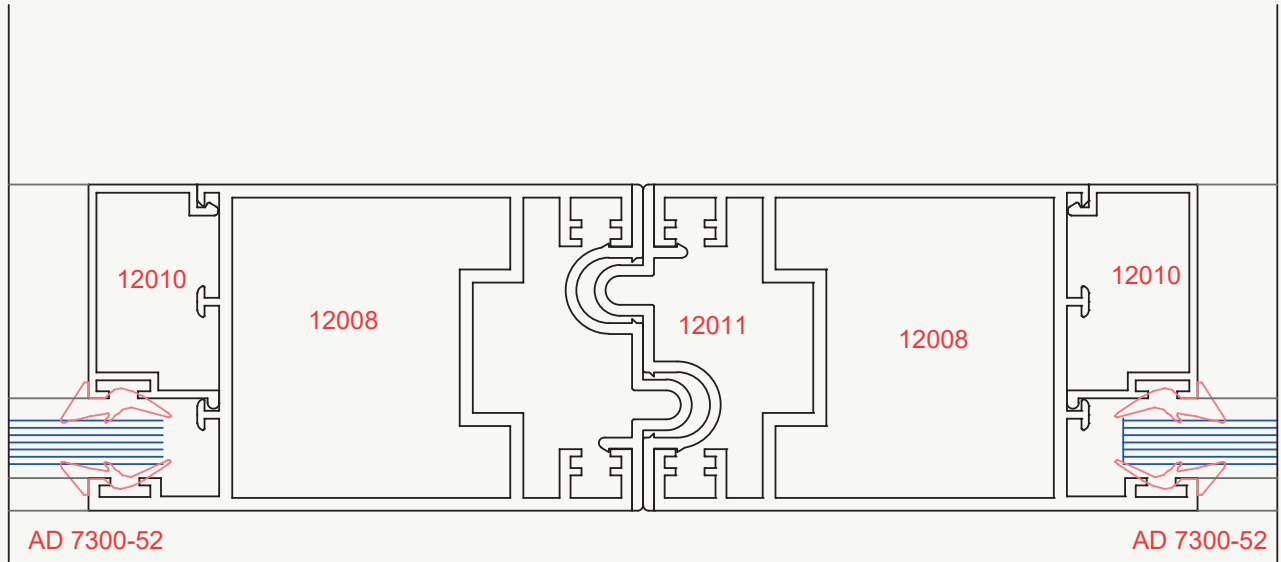
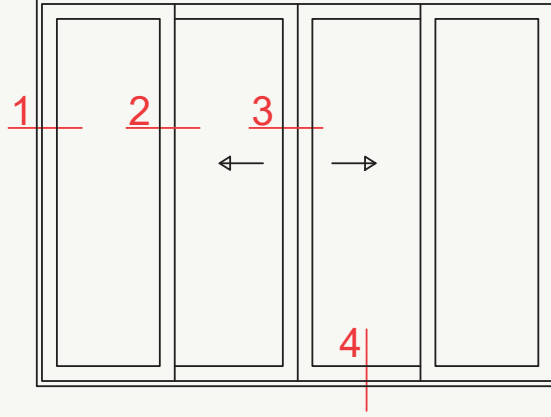




TUBA SÜRME SERİ PROFİLLERİ

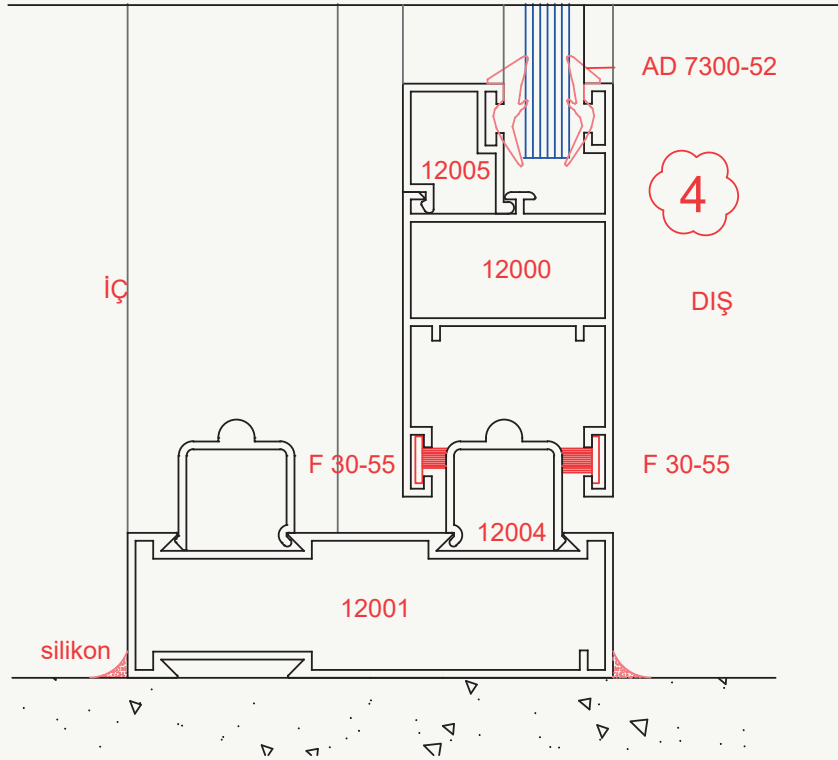
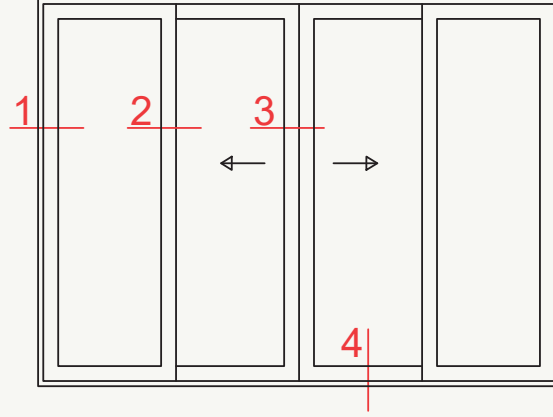
TUBA RIDING SERIAL PROFILES

AYDE
ALÜMİNYUM



DIŞ

3



AYDE
ALÜMİNYUM



LEKSAN PROFİLLERİ

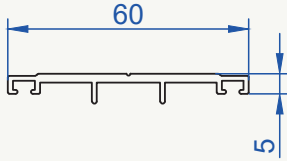
LEKSAN PROFILES

www.aydealuminyum.com.tr



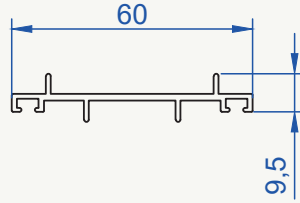
13000

0,400 kg/mt



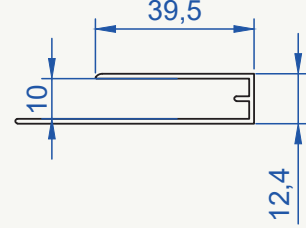
13001

0,371 kg/mt



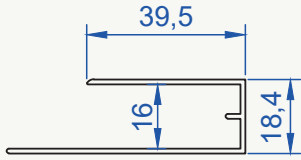
13002

0,363 kg/mt



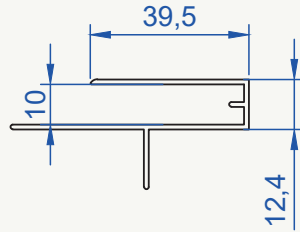
13003

0,313 kg/mt



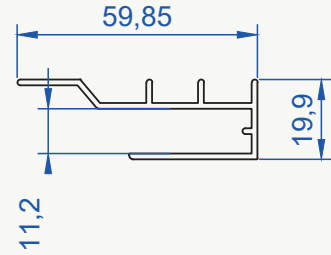
13004

0,413 kg/mt



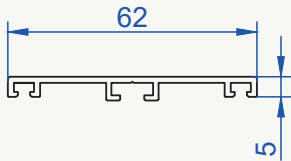
13005

0,489 kg/mt



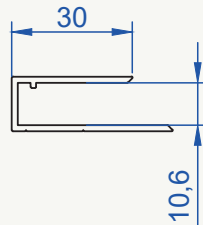
13006

0,367 kg/mt



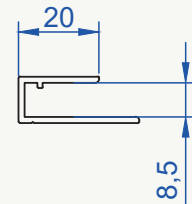
13007

0,328 kg/mt



13008

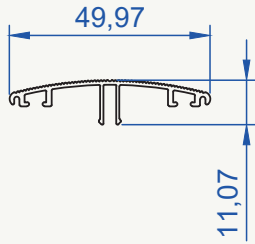
0,241 kg/mt





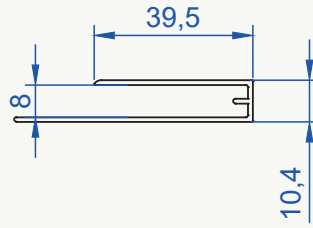
13010

0,260 kg/mt



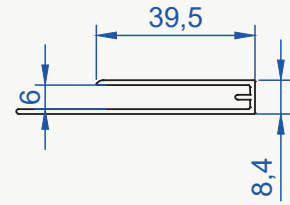
13011

0,358 kg/mt



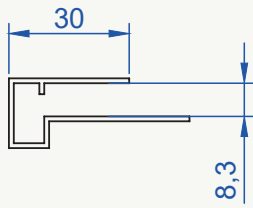
13012

0,352 kg/mt



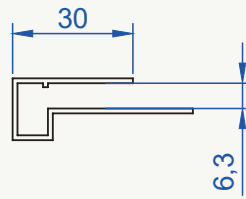
13014

0,322 kg/mt



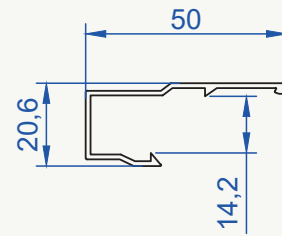
13015

0,310 kg/mt



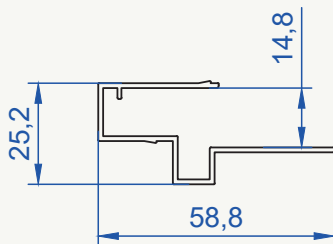
13017

0,296 kg/mt



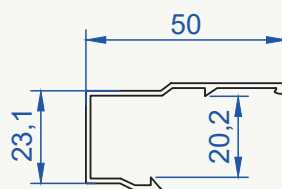
13018

0,400 kg/mt



13019

0,315 kg/mt



13020

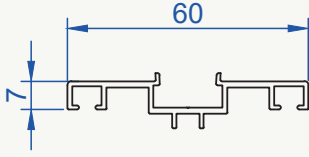
0,112 kg/mt





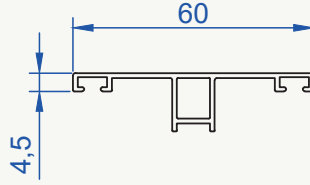
13021

0,404 kg/mt



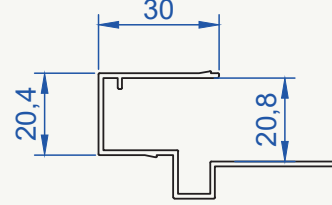
13022

0,329 kg/mt



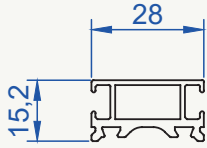
13023

0,419 kg/mt



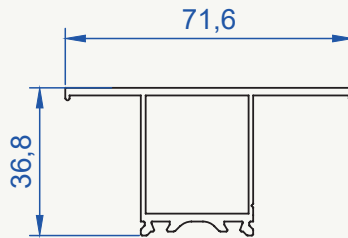
13024

0,408 kg/mt



13025

0,805 kg/mt



AYDE
ALÜMİNYUM



ÇERÇEVE PROFİLLERİ

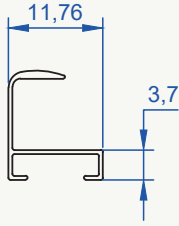
FRAME PROFILES

www.aydealuminyum.com.tr



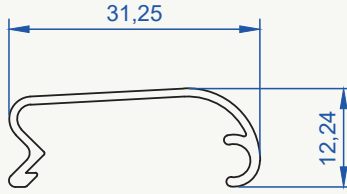
15001

0,056 kg/mt



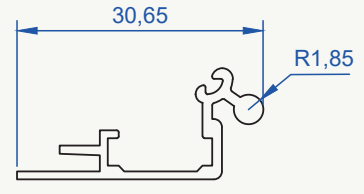
15002

0,165 kg/mt



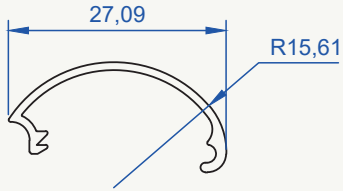
15003

0,202 kg/mt



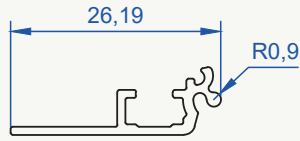
15004

0,129 kg/mt



15005

0,124 kg/mt



AYDE
ALÜMİNYUM



GÜNEŞ ENERJİ PROFİLLERİ

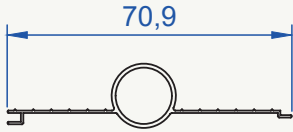
SOLAR ENERGY PROFILES

www.aydealuminyum.com.tr



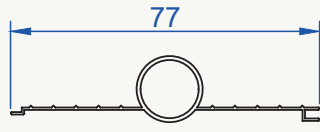
16000

0,235 kg/mt



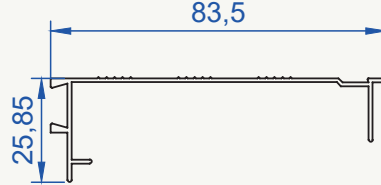
16001

0,252 kg/mt



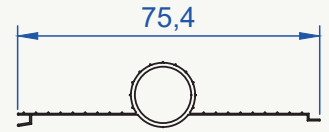
16002

0,341 kg/mt



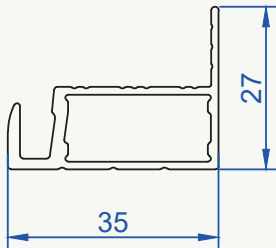
16004

0,192 kg/mt



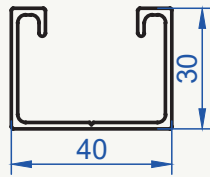
51718

0,428 kg/mt



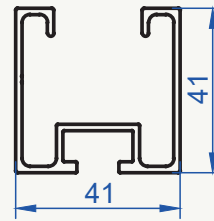
52347

0,555 kg/mt



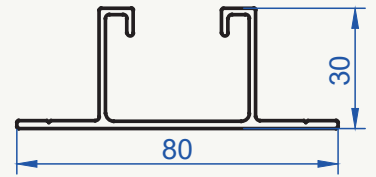
52348

0,794 kg/mt



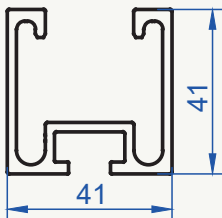
52349

0,768 kg/mt



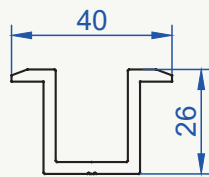
52350

1,133 kg/mt



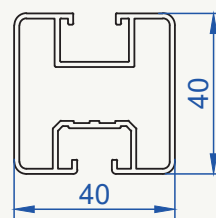
52400

0,683 kg/mt



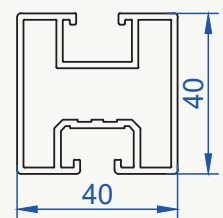
52461

0,783 kg/mt



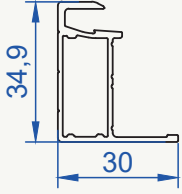
52462

0,969 kg/mt



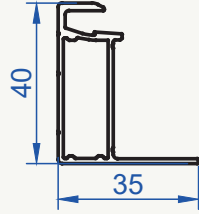
51746

0,420 kg/mt



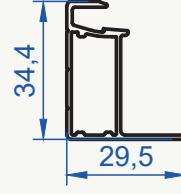
52240

0,490 kg/mt



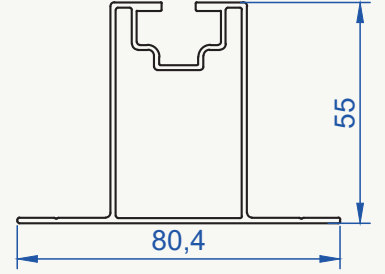
52254

0,360 kg/mt



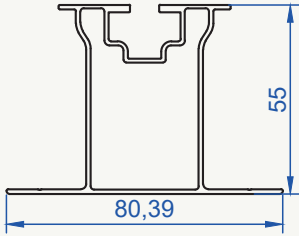
52255

0,944 kg/mt



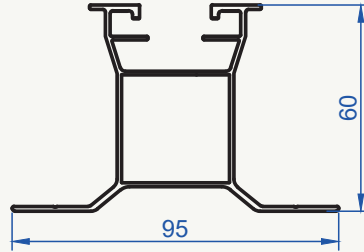
52256

0,998 kg/mt



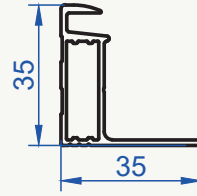
52257

1,063 kg/mt



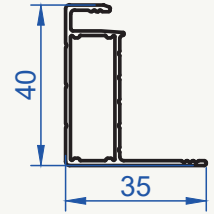
52258

0,440 kg/mt



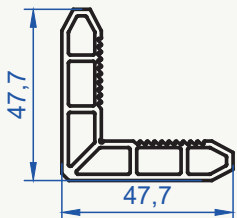
52301

0,421 kg/mt



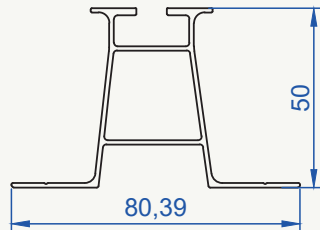
52307

0,998 kg/mt



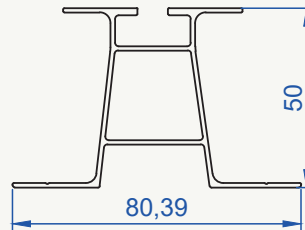
52344

0,802 kg/mt



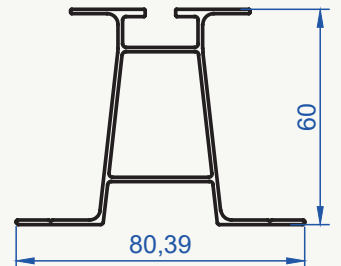
52345

0,854 kg/mt



52346

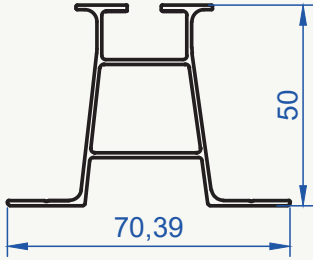
0,925 kg/mt





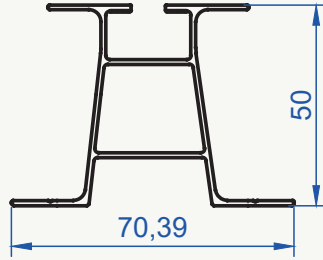
52369

0,737 kg/mt



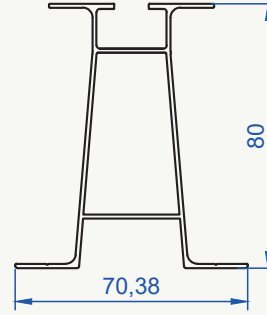
52370

0,789 kg/mt



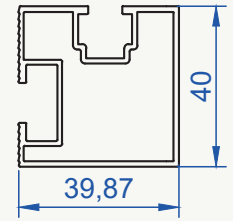
52383

0,999 kg/mt



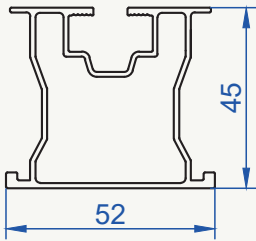
52384

0,776 kg/mt



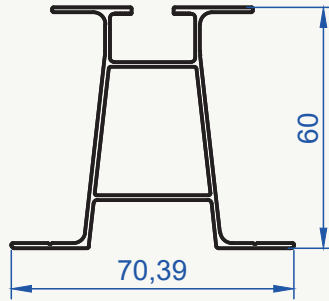
52385

0,871 kg/mt



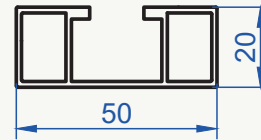
52389

0,862 kg/mt



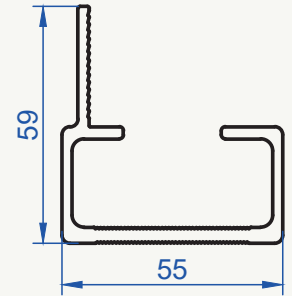
52429

0,637 kg/mt



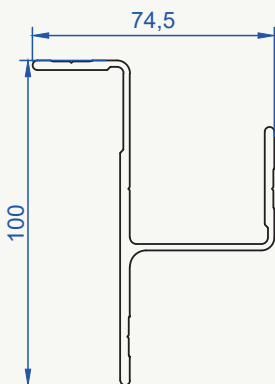
52432

1,327 kg/mt



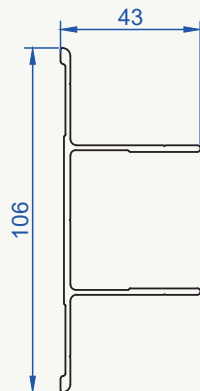
52508

1,443 kg/mt



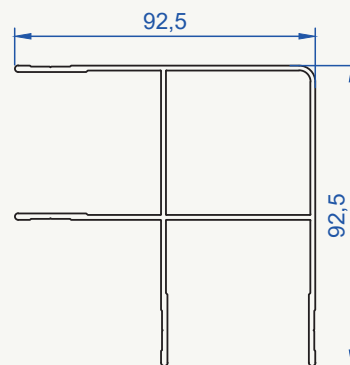
52509

0,923 kg/mt



52510

1,547 kg/mt



51041

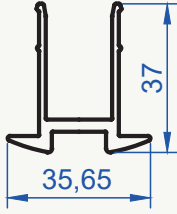
0,562 kg/mt





51040

0,622 kg/mt



AYDE
ALÜMİNYUM



GÜNEŞ KIRICI PROFİLLER

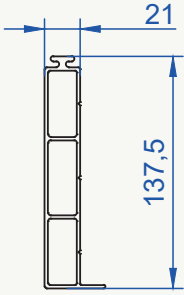
SUNSHADE PROFILES

www.aydealuminyum.com.tr



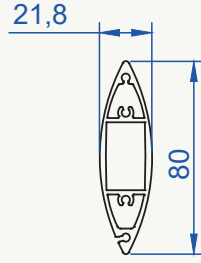
17000

2,025 kg/mt



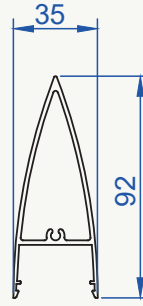
17002

1,204 kg/mt



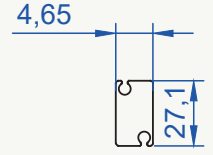
17004

1,072 kg/mt



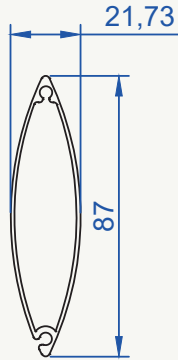
17005

1,015 kg/mt



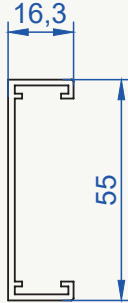
51065

0,640 kg/mt



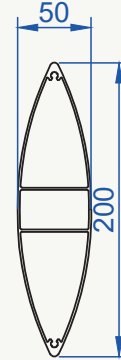
51066

0,419 kg/mt



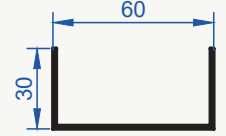
51152

2,316 kg/mt



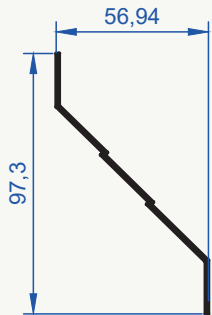
52238

0,382 kg/mt



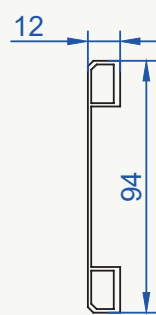
52239

0,396 kg/mt



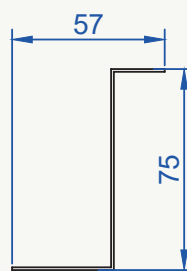
52325

0,709 kg/mt



52341

0,380 kg/mt





ASANSÖR PROFİLLERİ

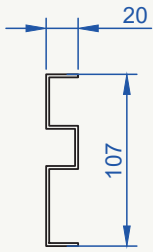
LIFT PROFILE

www.aydealuminyum.com.tr



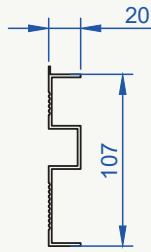
18000

0,967 kg/mt



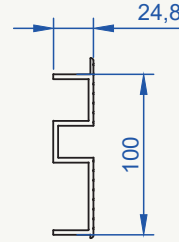
18001

0,933 kg/mt



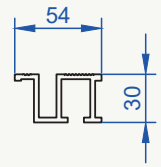
18002

1,580 kg/mt



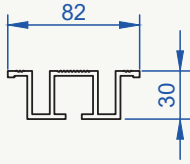
18003

1,195 kg/mt



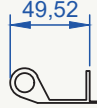
18004

1,650 kg/mt



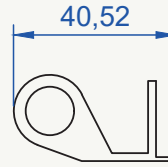
18006

0,872 kg/mt



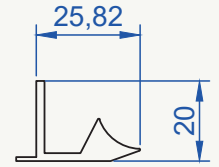
18007

0,796 kg/mt



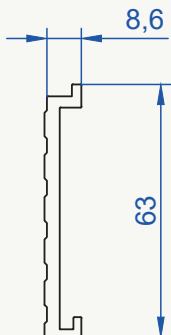
18009

0,368 kg/mt



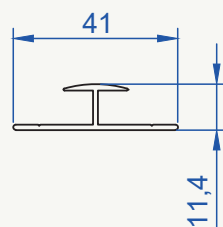
18010

0,684 kg/mt



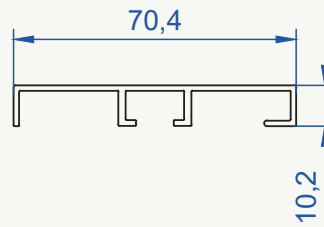
18011

0,222 kg/mt



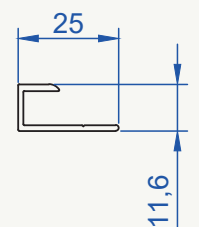
18012

0,461 kg/mt



18013

0,167 kg/mt



18014

0,323 kg/mt

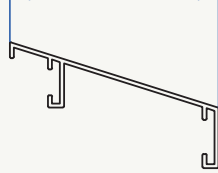
50,26



18015

0,267 kg/mt

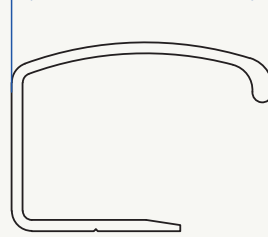
52



18016

1,134 kg/mt

64,91

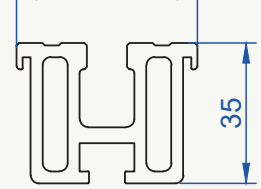


18017

1,704 kg/mt

45

35

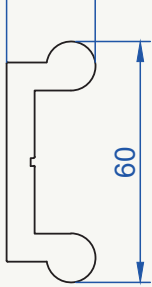


18018

1,722 kg/mt

22,1

60

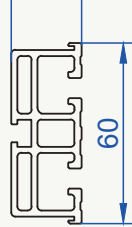


18019

2,917 kg/mt

35

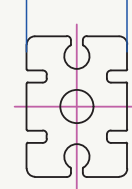
60



18020

1,854 kg/mt

25

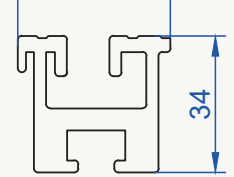


18022

1,609 kg/mt

38

34

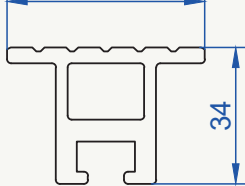


18023

1,447 kg/mt

49,2

34



18024

3,381 kg/mt

120

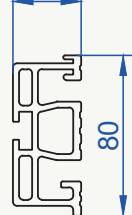


18025

2,637 kg/mt

34

80




18026

1,025 kg/mt

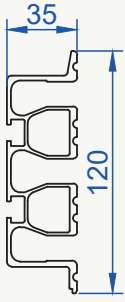
33,5

35



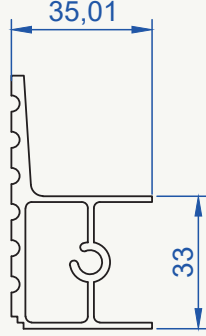
18027

2,287 kg/mt



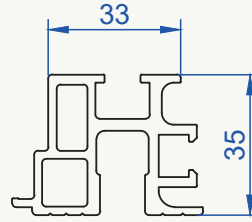
18028

0,989 kg/mt



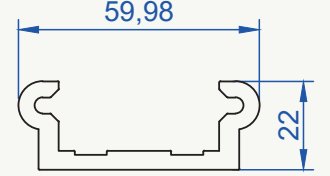
18029

1,299 kg/mt



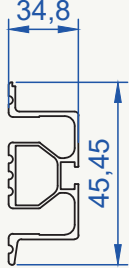
18030

1,161 kg/mt



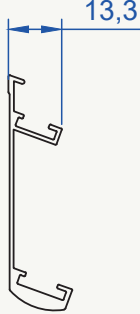
18031

1,571 kg/mt



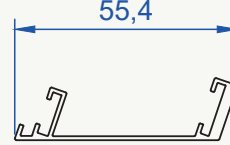
18033

0,381 kg/mt



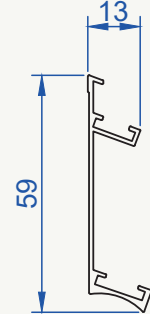
18034

0,335 kg/mt



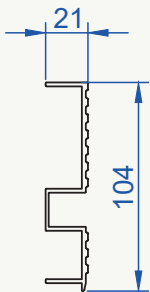
18037

0,296 kg/mt



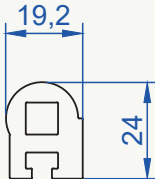
18038

1,093 kg/mt



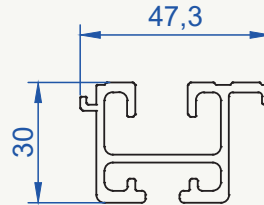
18039

0,798 kg/mt



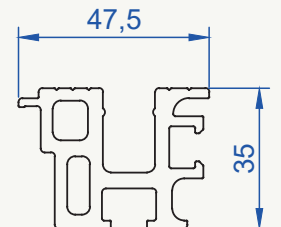
18040

0,971 kg/mt



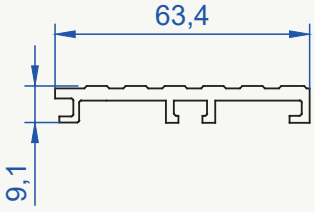
18041

1,656 kg/mt



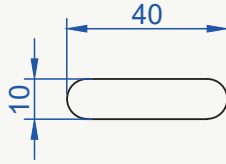
18043

0,722 kg/mt



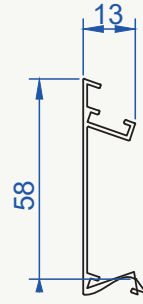
18044

1,02 kg/mt6



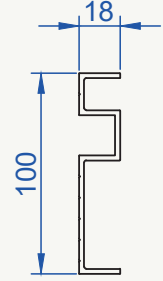
18045

0,292 kg/mt



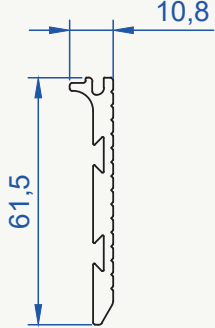
18046

1,163 kg/mt



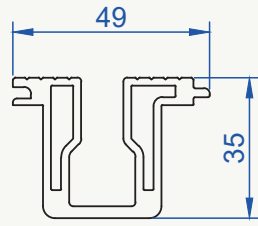
18047

0,721 kg/mt



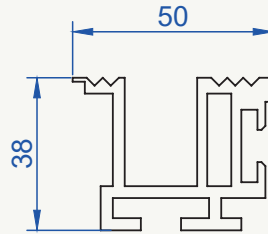
18048

1,274 kg/mt



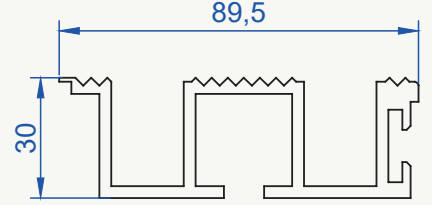
18051

1,534 kg/mt



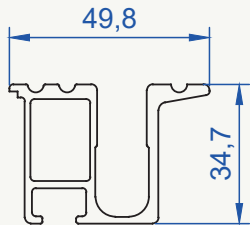
18052

1,869 kg/mt



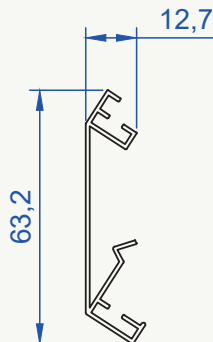
18053

0,984 kg/mt



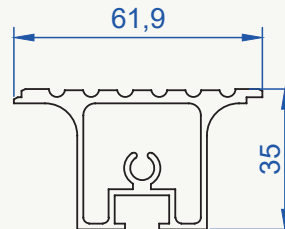
18054

0,356 kg/mt



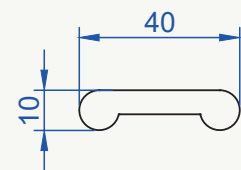
18056

1,107 kg/mt



18057

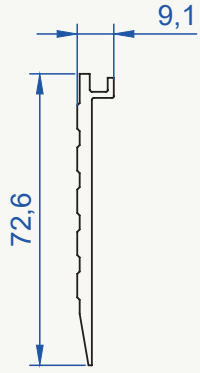
0,783 kg/mt





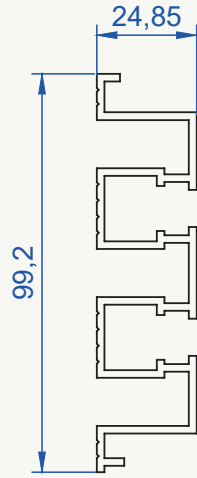
18058

0,637 kg/mt



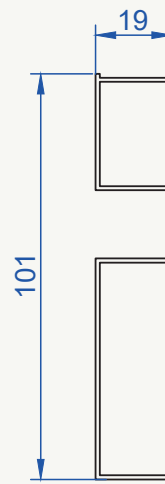
18059

1,388 kg/mt



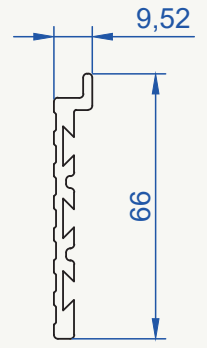
18060

0,470 kg/mt



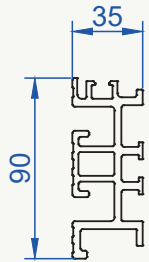
18061

0,653 kg/mt



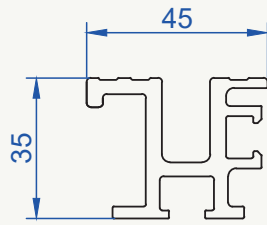
18062

2,712 kg/mt



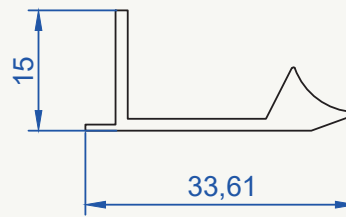
18063

1,367 kg/mt



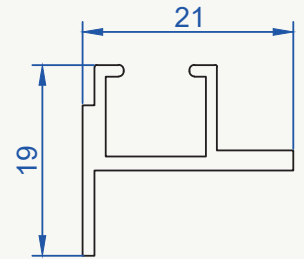
18008

0,443 kg/mt



18005

0,200 kg/mt



AYDE
ALÜMİNYUM



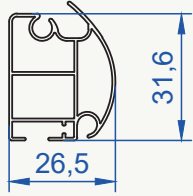
TENTE PROFİLLERİ

AWNING PROFILES

www.aydealuminyum.com.tr

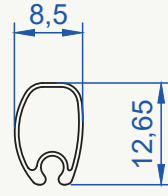
19000

1,477 kg/mt



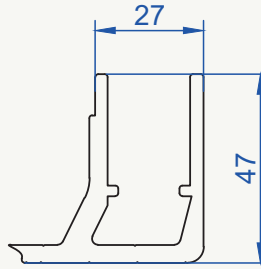
19001

0,241 kg/mt



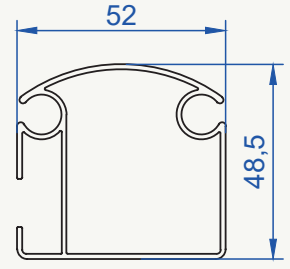
19002

6,614 kg/mt



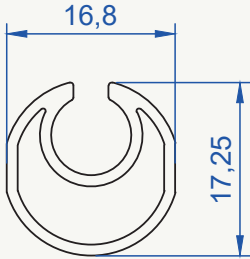
19006

0,821 kg/mt



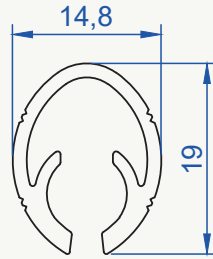
19007

0,214 kg/mt



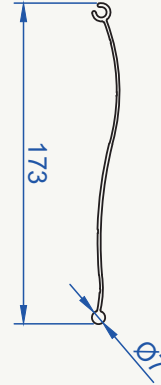
19008

0,222 kg/mt



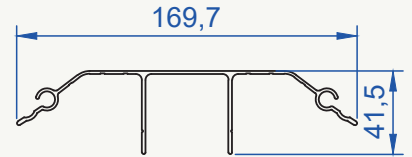
19009

0,903 kg/mt



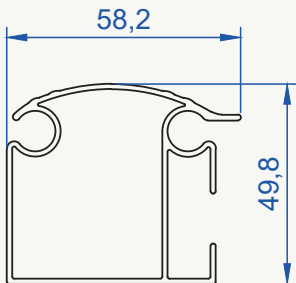
19010

1,290 kg/mt



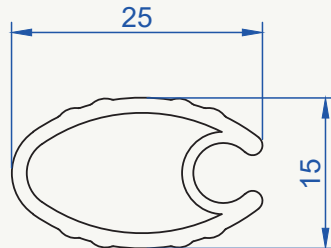
19011

0,919 kg/mt



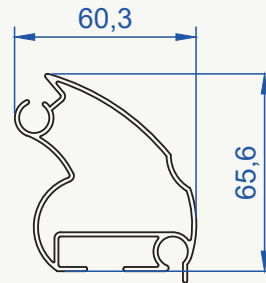
19012

0,282 kg/mt



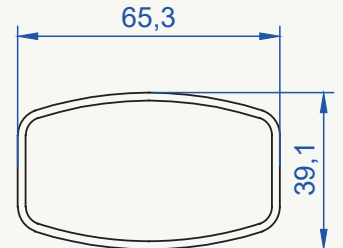
19012

1,104 kg/mt



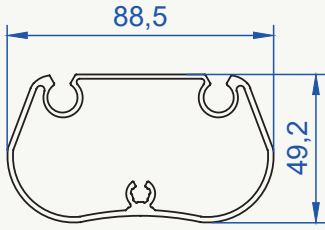
19014

0,953 kg/mt



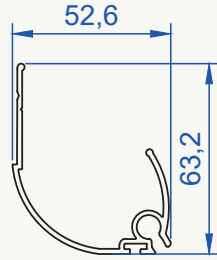
50850

1,493 kg/mt



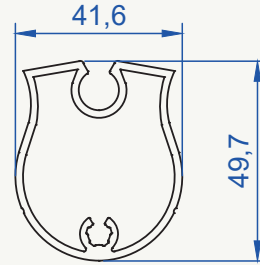
50851

0,741 kg/mt



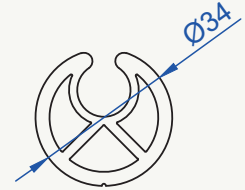
50854

0,998 kg/mt




50566

1,195 kg/mt



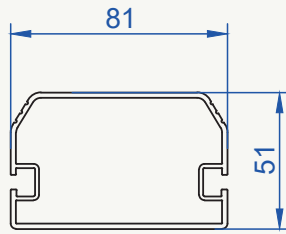
50567

0,986 kg/mt



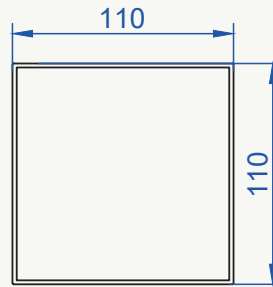
50923

1,475 kg/mt



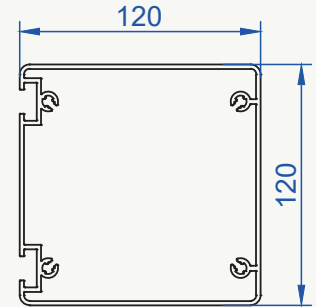
50924

2,349 kg/mt



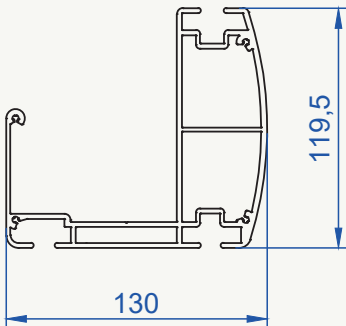
70119

3,571 kg/mt



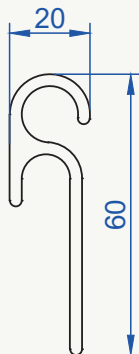
70121

4,620 kg/mt



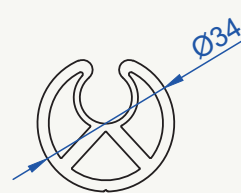
19015

0,887 kg/mt



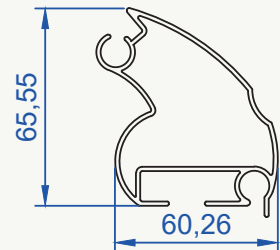
19016

1,075



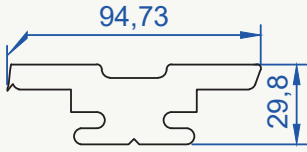
19013

1,104 kg/mt



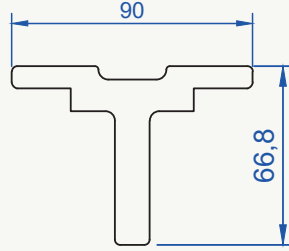
51676

4,165 kg/mt



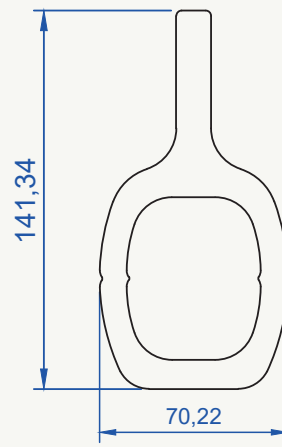
51677

4,512 kg/mt



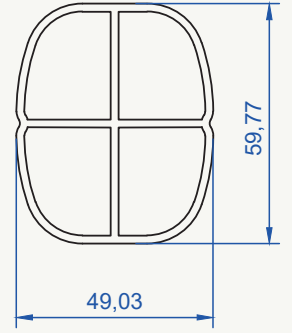
51678

8,924 kg/mt



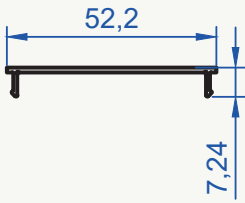
51679

1,492 kg/mt



51680

0,202 kg/mt



AYDE
ALÜMİNYUM



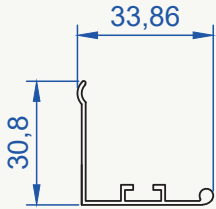
MENFEZ PROFİLLERİ

CULVERT PROFILES

www.aydealuminyum.com.tr

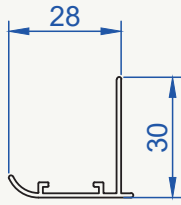
20000

0,226 kg/mt



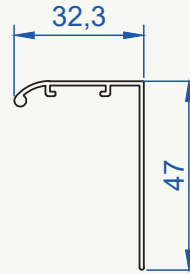
20001

0,207 kg/mt



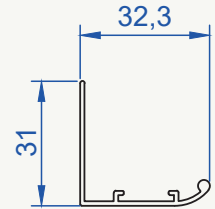
20002

0,273 kg/mt



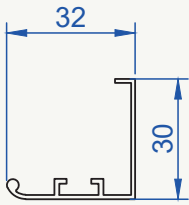
20003

0,225 kg/mt



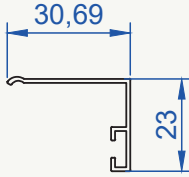
20004

0,238 kg/mt



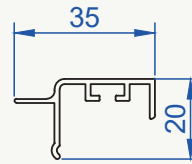
20007

0,178 kg/mt



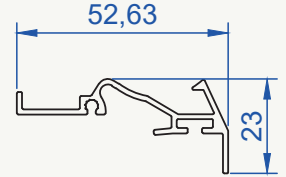
20008

0,257 kg/mt



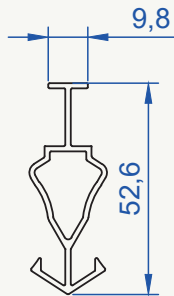
20009

0,403 kg/mt



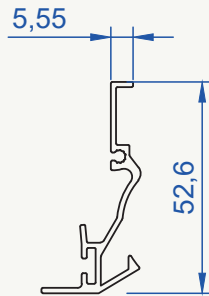
20011

0,453 kg/mt



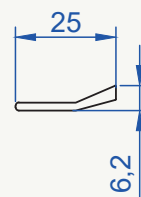
20012

0,419 kg/mt



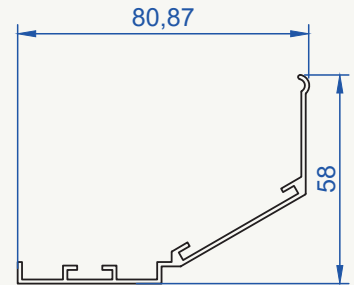
20013

0,157 kg/mt



20014

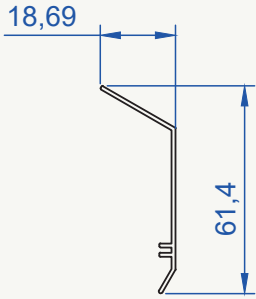
0,524 kg/mt





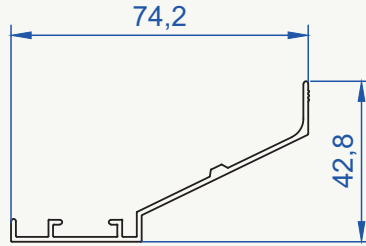
20015

0,212 kg/mt



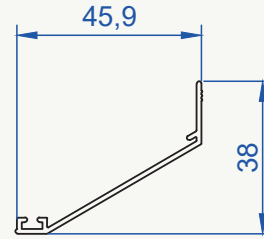
20016

0,393 kg/mt



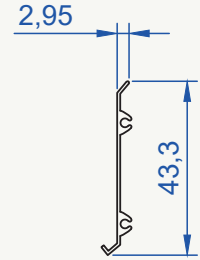
20017

0,252 kg/mt



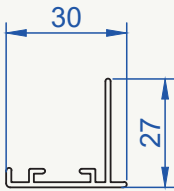
20018

0,545 kg/mt



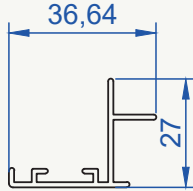
20020

0,245 kg/mt



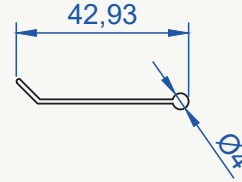
20022

0,262 kg/mt



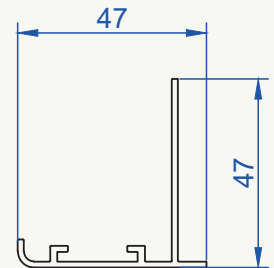
20024

0,157 kg/mt



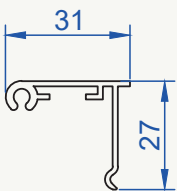
20025

0,452 kg/mt



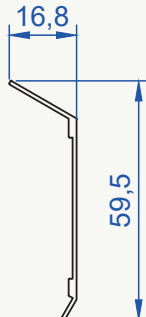
20026

0,303 kg/mt



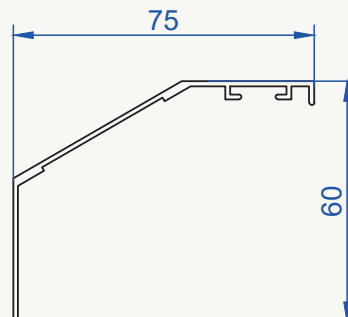
20027

0,211 kg/mt



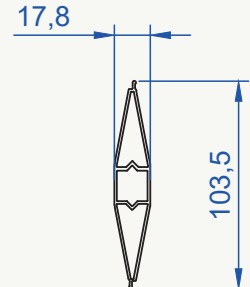
20028

0,419 kg/mt



20029

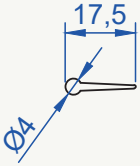
0,841 kg/mt





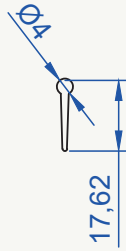
20030

0,084 kg/mt



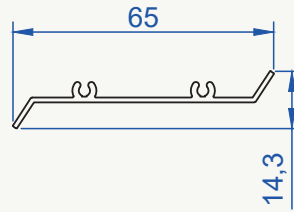
20031

0,091 kg/mt



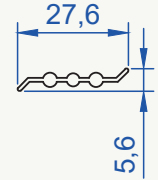
20033

0,302 kg/mt



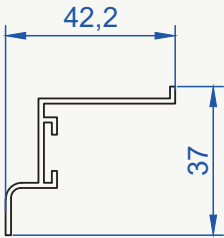
20034

0,126 kg/mt



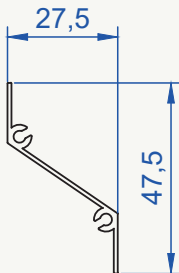
20035

0,313 kg/mt



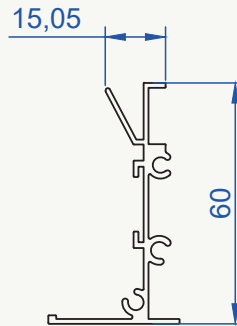
20036

0,235 kg/mt



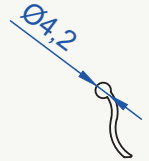
20038

0,578 kg/mt



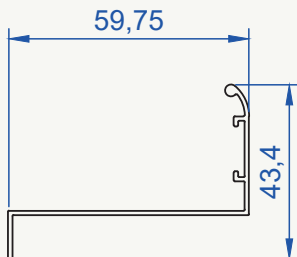
20039

0,097 kg/mt



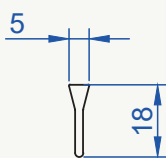
20040

0,346 kg/mt



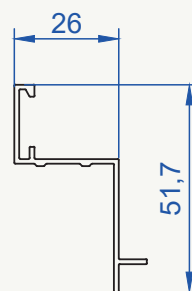
20041

0,123 kg/mt



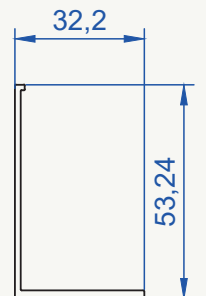
20042

0,310 kg/mt



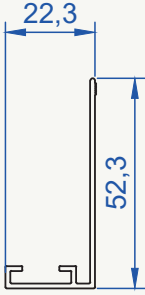
20043

0,373 kg/mt



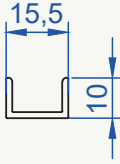
20044

0,287 kg/mt



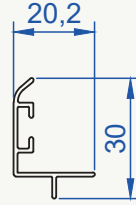
20045

0,131 kg/mt



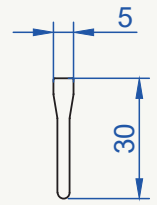
20046

0,173 kg/mt



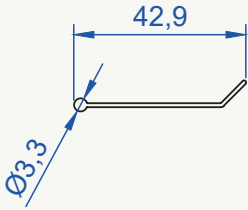
20047

0,279 kg/mt



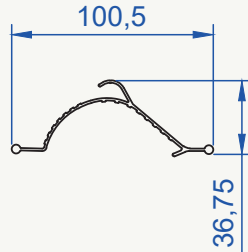
20048

0,136 kg/mt



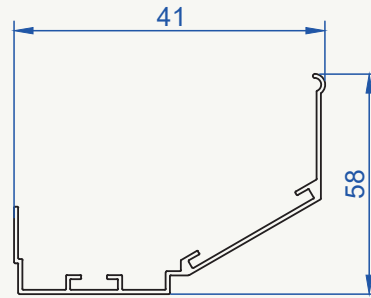
20049

0,592 kg/mt



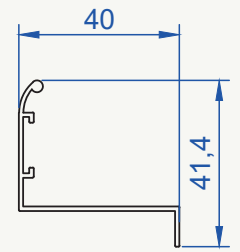
20051

0,541 kg/mt



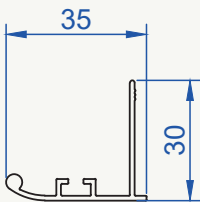
20052

0,280 kg/mt



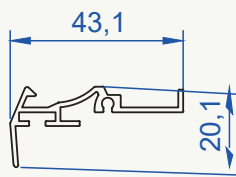
20053

0,274 kg/mt



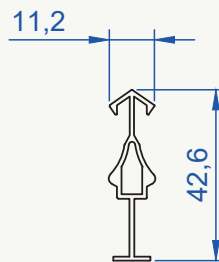
20055

0,316 kg/mt



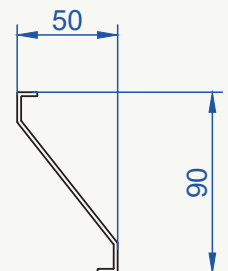
20056

0,296 kg/mt



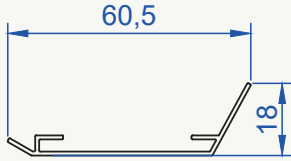
20057

0,664 kg/mt



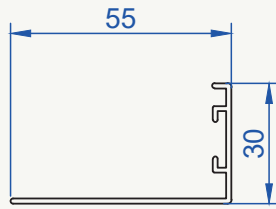
20058

0,237 kg/mt



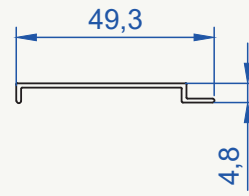
20059

0,344 kg/mt



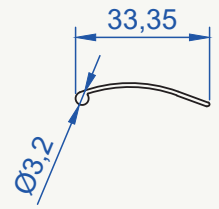
20060

0,169 kg/mt



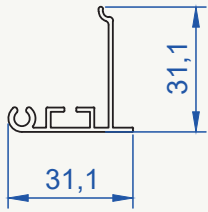
20061

0,108 kg/mt



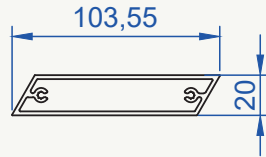
20062

0,278 kg/mt



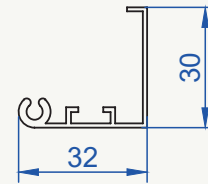
20063

1,390 kg/mt



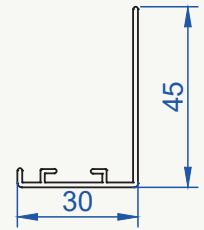
20064

0,293 kg/mt



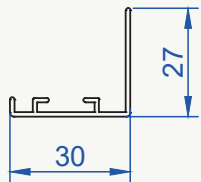
20065

0,286 kg/mt



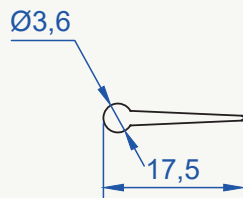
20067

0,219 kg/mt



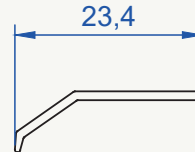
20070

0,075 kg/mt



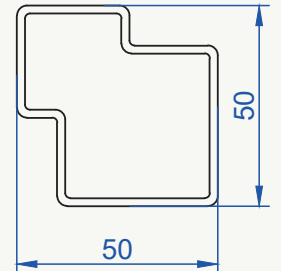
20071

0,078 kg/mt



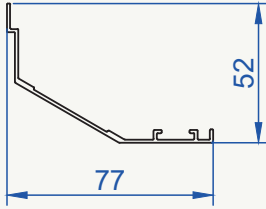
20072

0,517 kg/mt



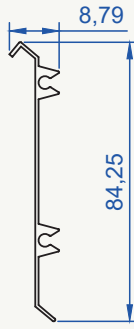
20073

0,440 kg/mt



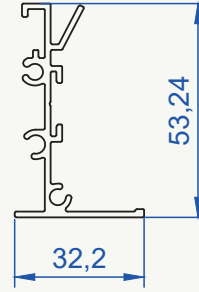
20074

0,402 kg/mt



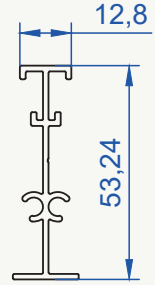
20075

0,590 kg/mt



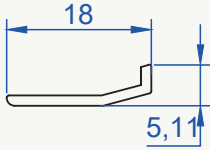
20076

0,427 kg/mt



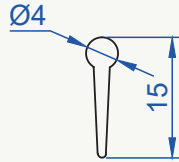
20078

0,071 kg/mt



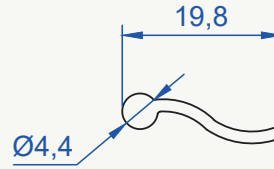
20079

0,078 kg/mt



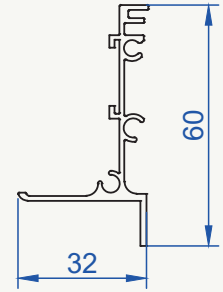
20080

0,107 kg/mt



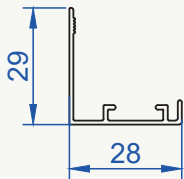
20082

0,482 kg/mt



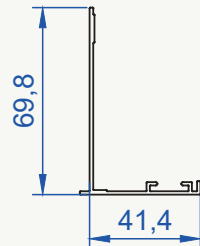
20083

0,201 kg/mt



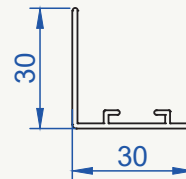
20085

0,478 kg/mt



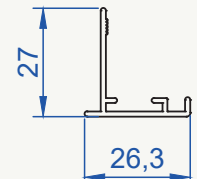
20086

0,257 kg/mt



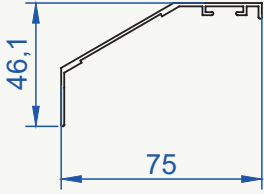
20087

0,225 kg/mt



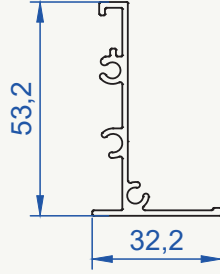
20088

0,435 kg/mt



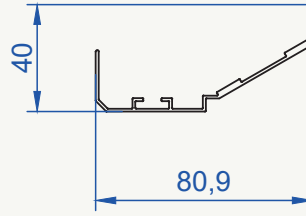
20089

0,493 kg/mt



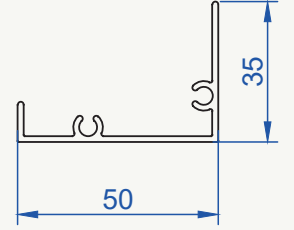
20090

0,494 kg/mt



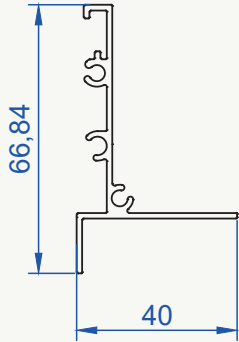
20091

0,458 kg/mt



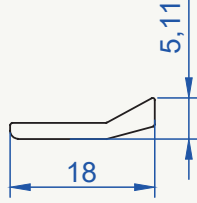
20092

0,570 kg/mt



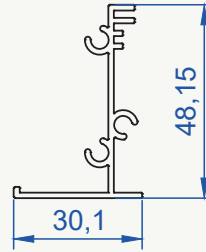
20050

0,108 kg/mt



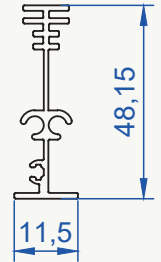
20094

0,477 kg/mt



20095

0,450 kg/mt



AYDE
ALÜMİNYUM



AKSESUAR PROFİLLERİ

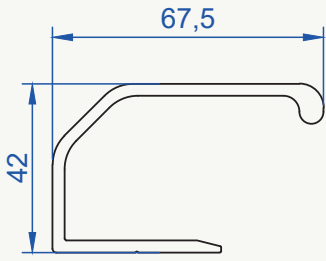
ACCESSORY PROFILES

www.aydealuminyum.com.tr



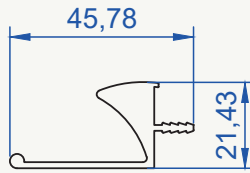
22000

0,190 kg/mt



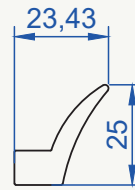
22001

0,604 kg/mt



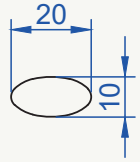
22002

0,507 kg/mt



22003

0,426 kg/mt



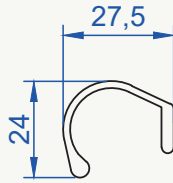
22004

0,826 kg/mt



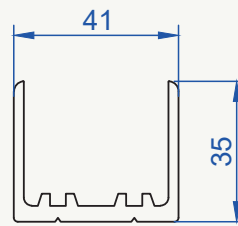
22005

0,335 kg/mt



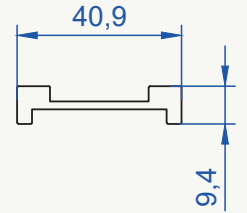
22007

0,935 kg/mt



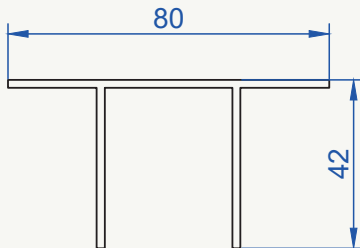
22008

0,460 kg/mt



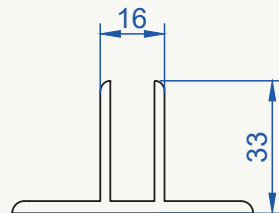
22009

0,867 kg/mt



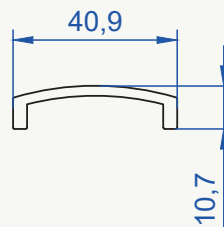
22010

0,837 kg/mt



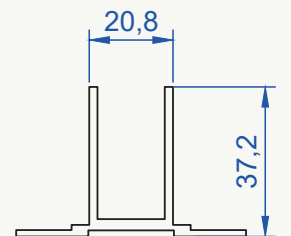
22011

0,386 kg/mt



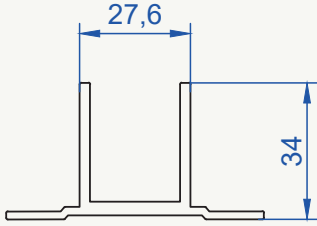
22012

0,699 kg/mt



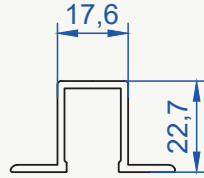
22013

0,876 kg/mt



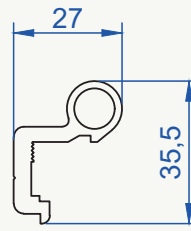
22014

0,405 kg/mt



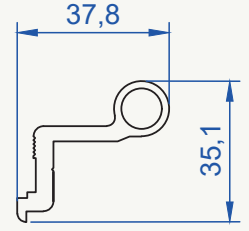
22015

0,710 kg/mt



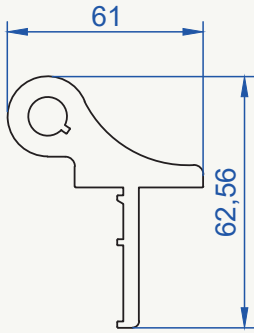
22016

0,699 kg/mt



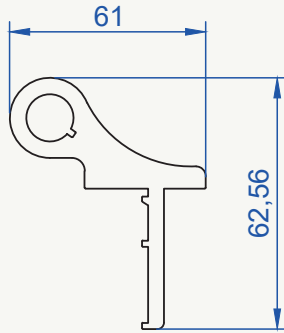
22018

2,927 kg/mt



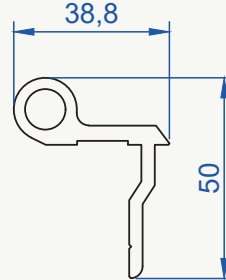
22019

0,306 kg/mt



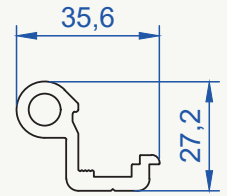
22020

0,918 kg/mt



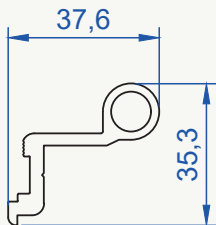
22023

0,678 kg/mt



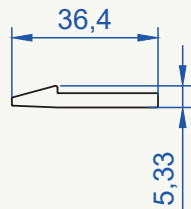
22024

0,650 kg/mt



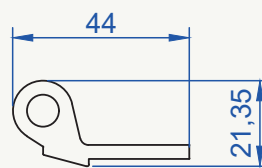
22025

0,353 kg/mt



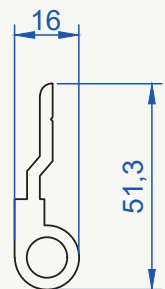
22026

0,790 kg/mt



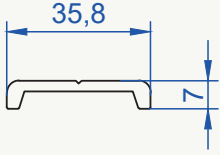
22027

0,747 kg/mt



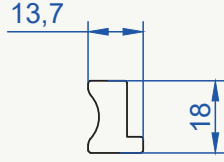
22028

0,335 kg/mt



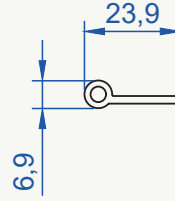
22029

0,454 kg/mt



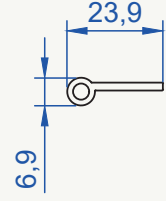
22030

0,158 kg/mt



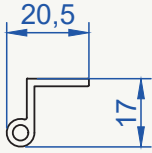
22031

0,156 kg/mt



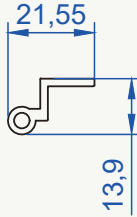
22032

0,196 kg/mt



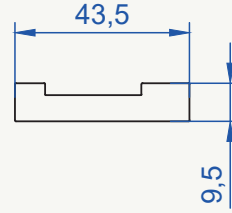
22033

0,195 kg/mt



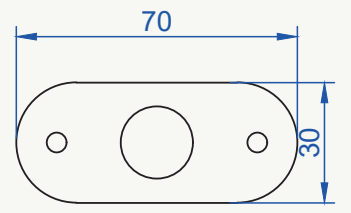
22034

0,280 kg/mt



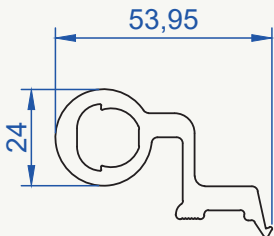
22035

4,372 kg/mt



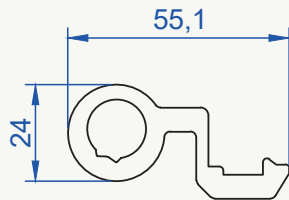
22036

1,377 kg/mt



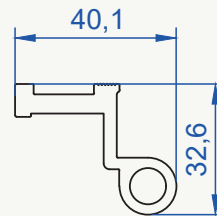
22037

1,427 kg/mt



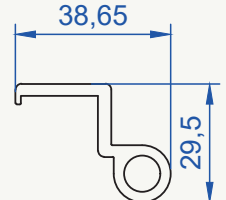
22038

0,832 kg/mt



22039

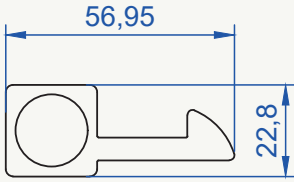
0,808 kg/mt





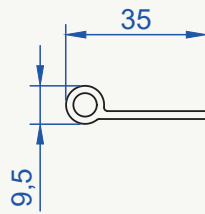
22040

1,355 kg/mt



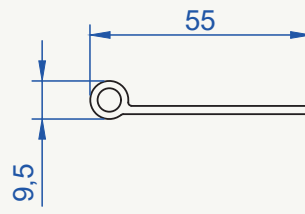
22041

0,261 kg/mt



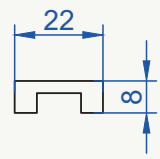
22043

0,366 kg/mt



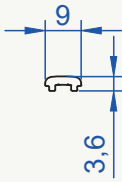
22044

0,328 kg/mt



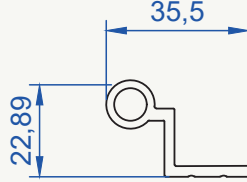
22045

0,060 kg/mt



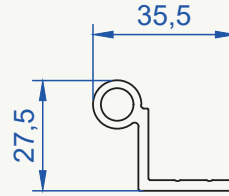
22046

0,442 kg/mt



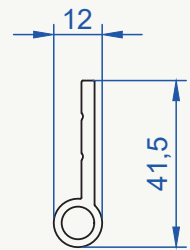
22047

0,464 kg/mt



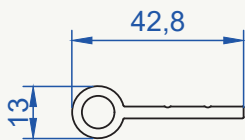
22048

0,416 kg/mt



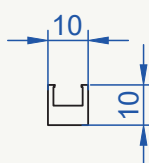
22049

0,462 kg/mt



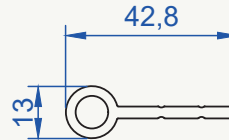
22050

0,170 kg/mt



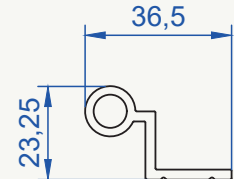
22052

0,459 kg/mt



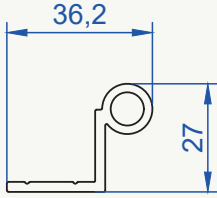
22054

0,447 kg/mt



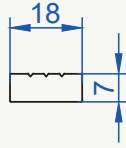
22055

0,470 kg/mt



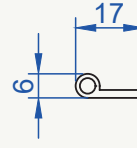
22059

0,340 kg/mt



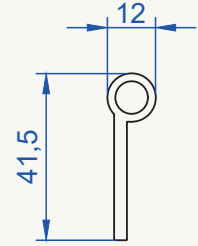
22060

0,111 kg/mt



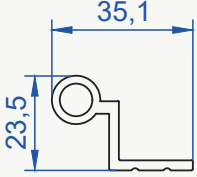
22061

0,428 kg/mt



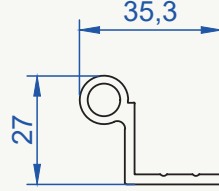
22062

0,420 kg/mt



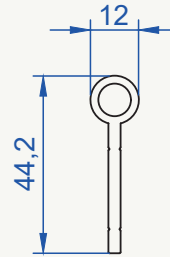
22063

0,446 kg/mt



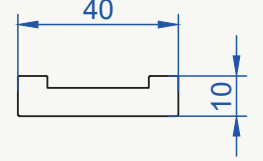
22064

0,426 kg/mt



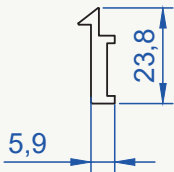
22066

0,879 kg/mt



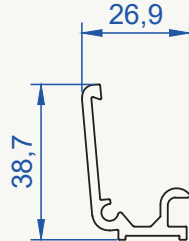
22067

0,250 kg/mt



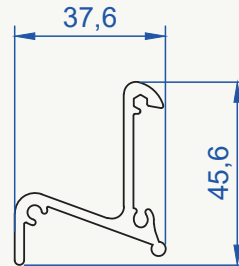
22068

0,491 kg/mt



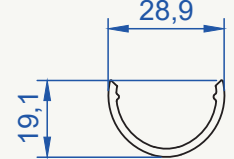
22069

0,750 kg/mt



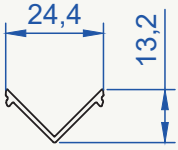
22070

0,274 kg/mt



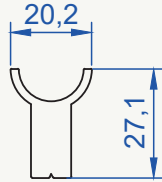
22071

0,124 kg/mt



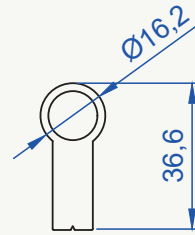
22072

0,630 kg/mt



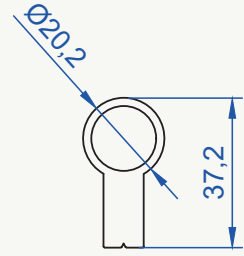
22073

0,808 kg/mt



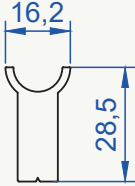
22074

0,782 kg/mt



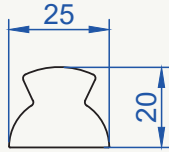
22075

0,687 kg/mt



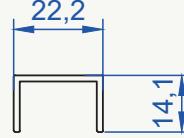
22081

0,911 kg/mt



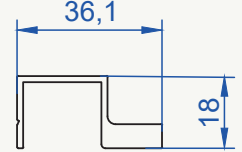
22083

0,192 kg/mt



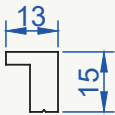
22084

0,447 kg/mt



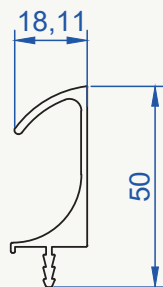
22087

0,337 kg/mt



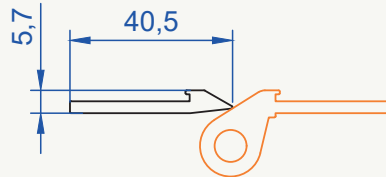
22088

0,555 kg/mt



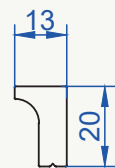
22089

0,354 kg/mt



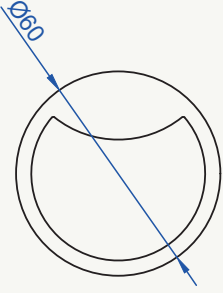
22090

0,453 kg/mt



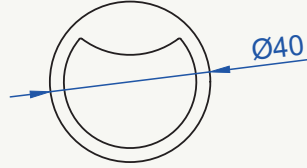
22091

3,232 kg/mt



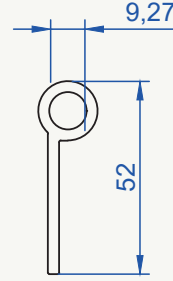
22092

1,540 kg/mt



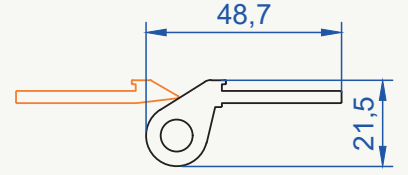
22093

0,630 kg/mt



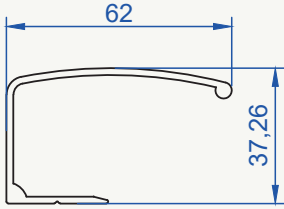
22094

0,810 kg/mt



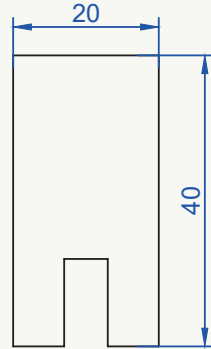
22096

0,660 kg/mt



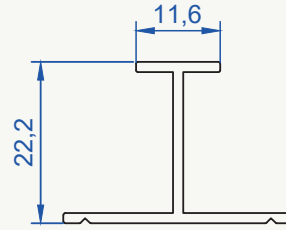
22103

1,980 kg/mt



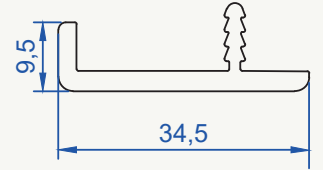
22104

0,236 kg/mt



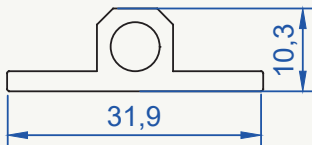
22105

0,360 kg/mt



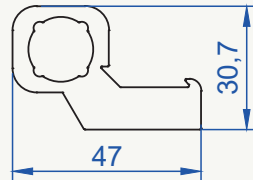
22106

0,328 kg/mt



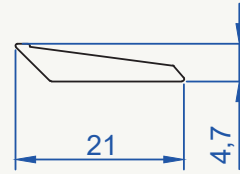
22107

1,650 kg/mt



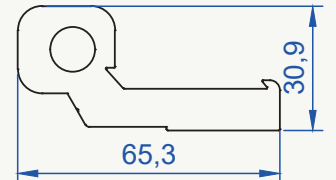
22108

0,155 kg/mt



22109

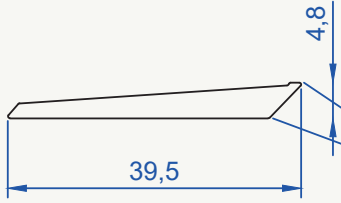
2,462 kg/mt





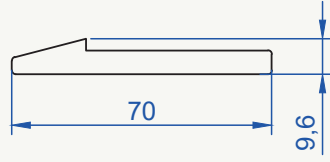
22110

0,317 kg/mt



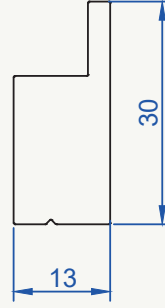
22111

0,310 kg/mt



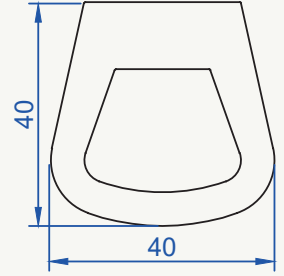
22112

0,788 kg/mt



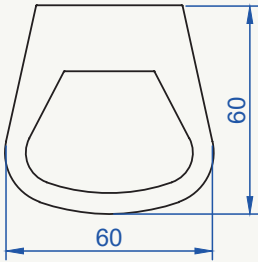
22113

2,300 kg/mt



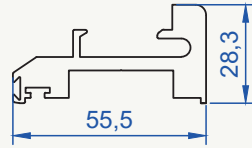
22114

4,600 kg/mt



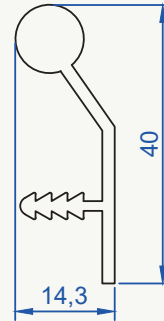
22118

1,430 kg/mt



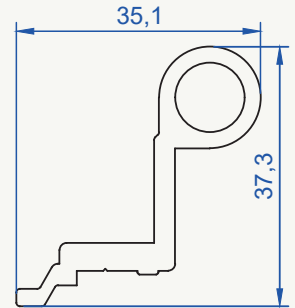
22119

0,443 kg/mt



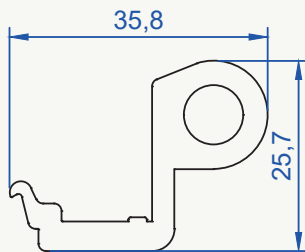
22120

0,634 kg/mt



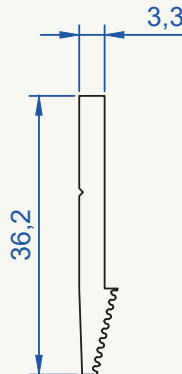
22121

0,715 kg/mt



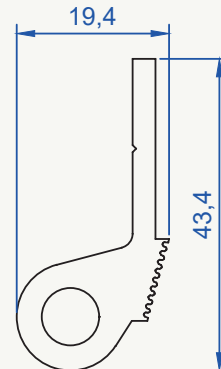
22123

0,316 kg/mt



22124

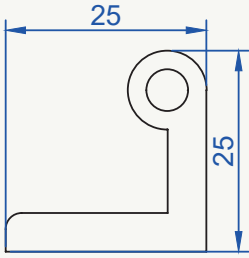
0,775 kg/mt





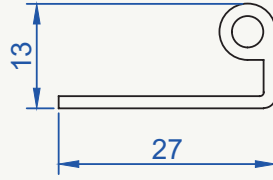
22129

0,621 kg/mt



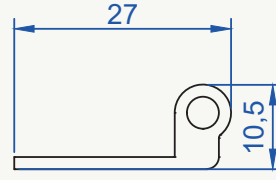
22131

0,205 kg/mt



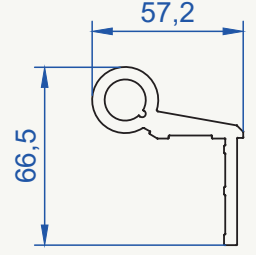
22132

0,212 kg/mt



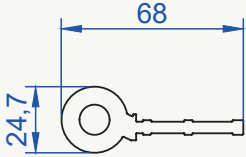
22133

1,944 kg/mt



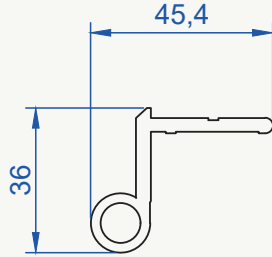
22134

1,642 kg/mt



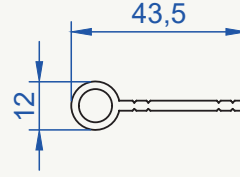
22135

0,762 kg/mt



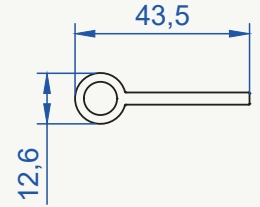
22137

0,369 kg/mt



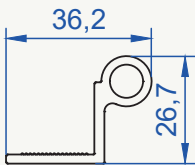
22138

0,462 kg/mt



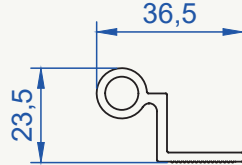
22139

0,468 kg/mt



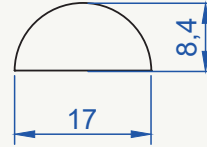
22140

0,444 kg/mt



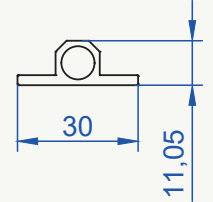
22143

0,304 kg/mt



22144

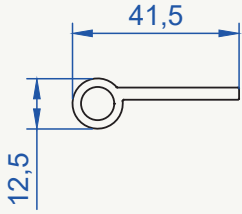
0,292 kg/mt





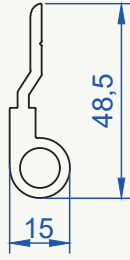
22149

0,428 kg/mt



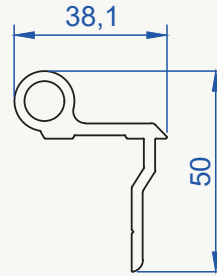
22152

0,632 kg/mt



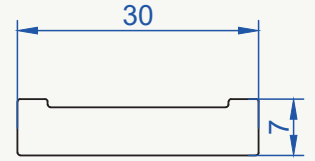
22153

0,789 kg/mt



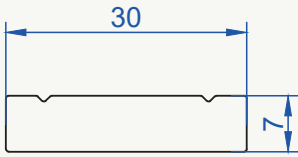
22156

0,511 kg/mt



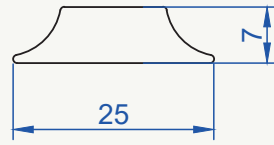
22157

0,565 kg/mt



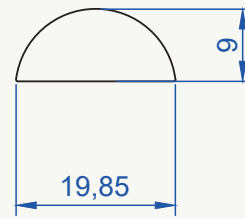
22158

0,332 kg/mt



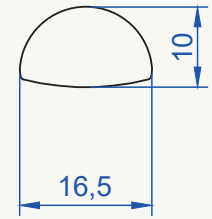
22159

0,373 kg/mt



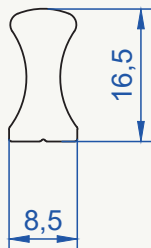
22160

0,353 kg/mt



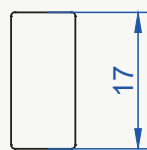
22161

0,271 kg/mt



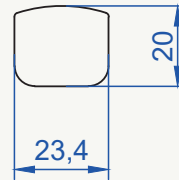
22162

0,370 kg/mt



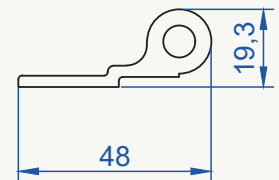
22163

0,301 kg/mt



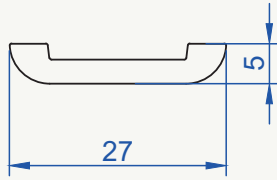
22164

0,742 kg/mt



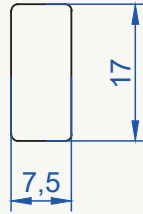
22166

0,244 kg/mt



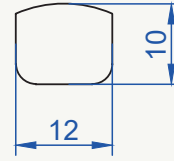
22168

0,346 kg/mt



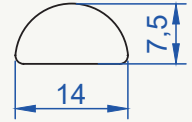
22173

0,306 kg/mt



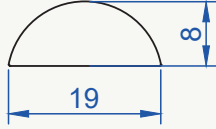
22174

0,228 kg/mt



22175

0,312 kg/mt



AYDE
ALÜMİNYUM

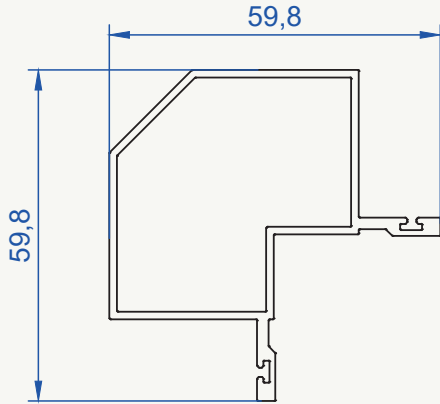


HAVALANDIRMA PROFİLLERİ VENTILATION PROFILES

www.aydealuminyum.com.tr

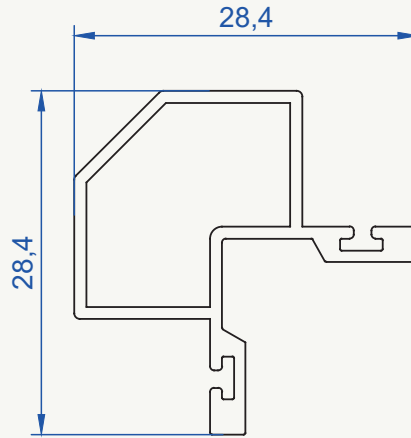
23010

1,419 kg/mt



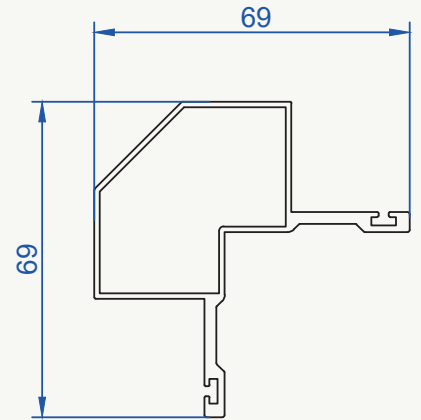
23011

0,660 kg/mt



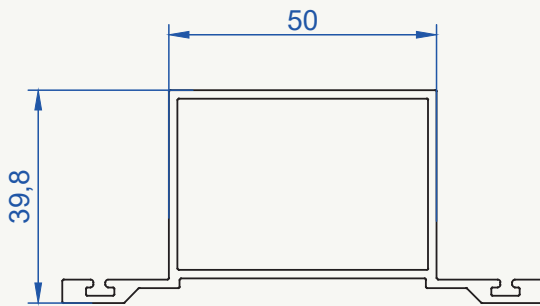
50201

0,920 kg/mt



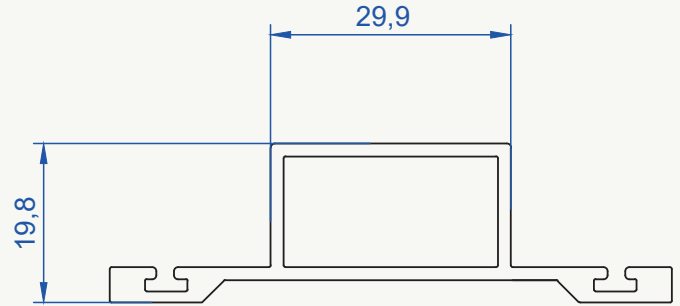
23012

1,038 kg/mt



23013

0,687 kg/mt



AYDE
ALÜMİNYUM



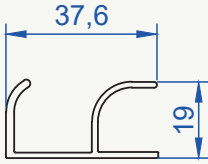
MOBİLYA PROFİLLERİ

FURNITURE PROFILES

www.aydealuminyum.com.tr

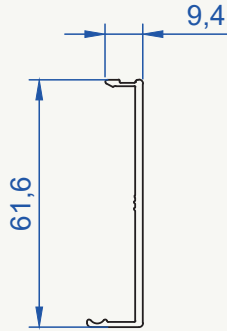
25000

0,364 kg/mt



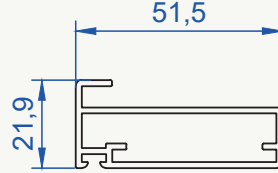
25001

0,382 kg/mt



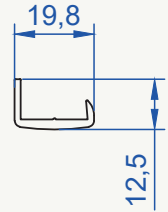
25002

0,630 kg/mt



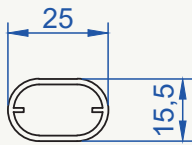
25003

0,177 kg/mt



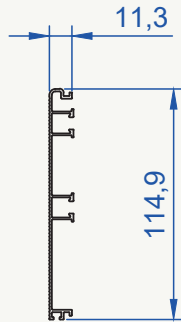
25005

0,254 kg/mt



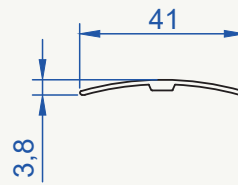
25006

0,639 kg/mt



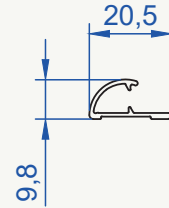
25008

0,157 kg/mt



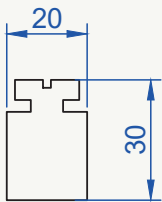
25010

0,113 kg/mt



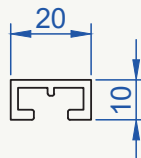
25011

1,463 kg/mt



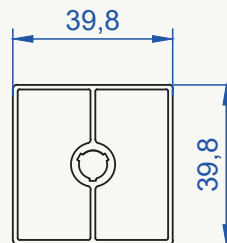
25012

0,136 kg/mt



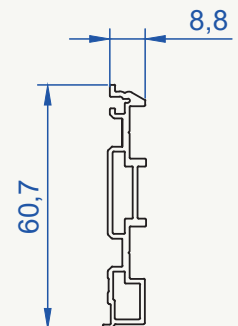
25016

0,702 kg/mt



25017

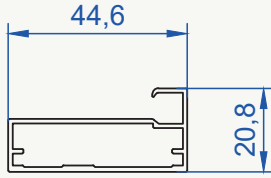
0,497 kg/mt





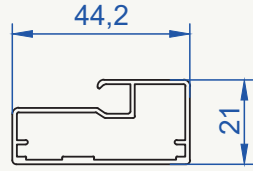
25026

0,421 kg/mt



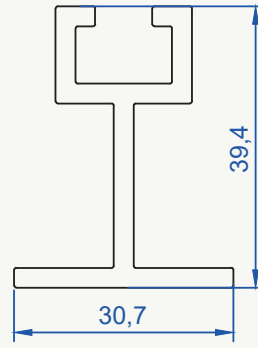
25029

0,446 kg/mt



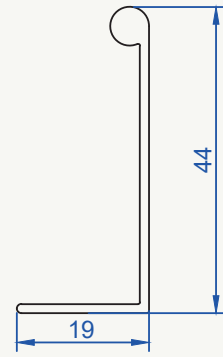
25035

0,760 kg/mt



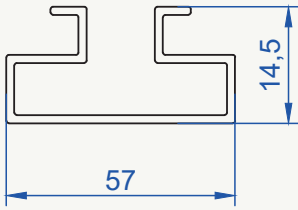
25036

0,325 kg/mt



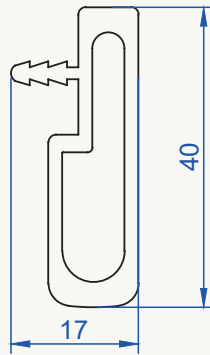
25037

0,219 kg/mt



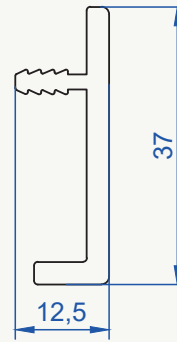
25038

0,577 kg/mt



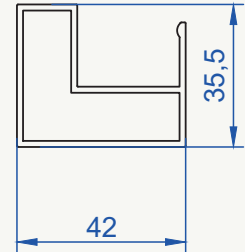
25039

0,423 kg/mt



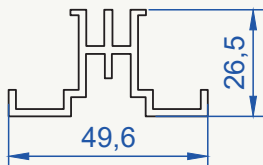
25040

0,680 kg/mt



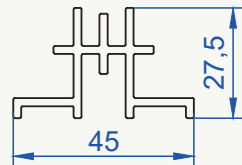
25041

0,634 kg/mt



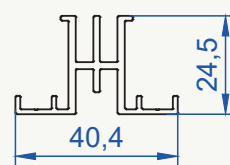
25042

0,678 kg/mt



25043

0,502 kg/mt



AYDE
ALÜMİNYUM



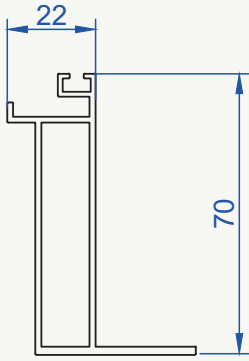
SERA PROFİLLERİ GREENHOUSE PROFILES

www.aydealuminyum.com.tr



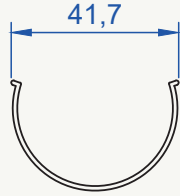
50084

0,865 kg/mt



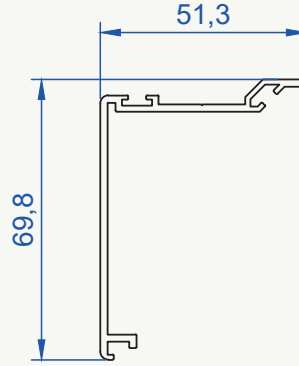
50125

0,233 kg/mt



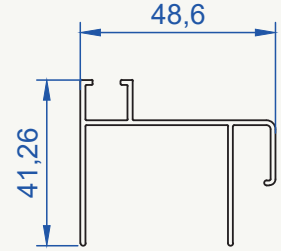
50150

0,650 kg/mt



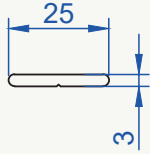
50191

0,499 kg/mt



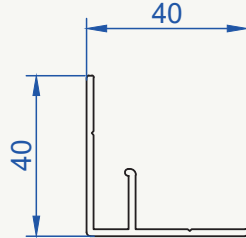
50199

0,197 kg/mt



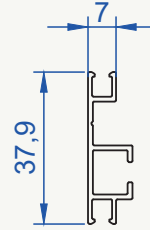
50212

0,442 kg/mt



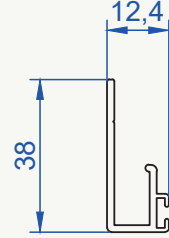
50213

0,259 kg/mt



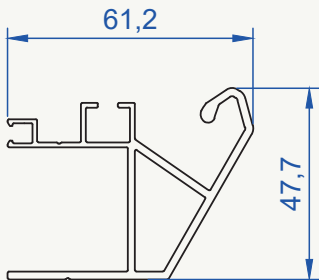
50214

0,330 kg/mt



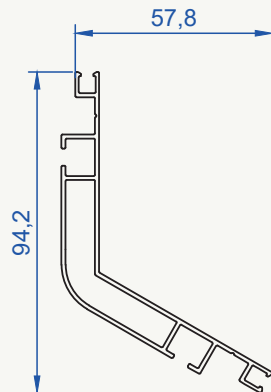
50215

1,058 kg/mt



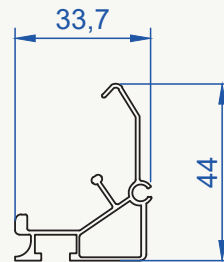
50216

0,834 kg/mt



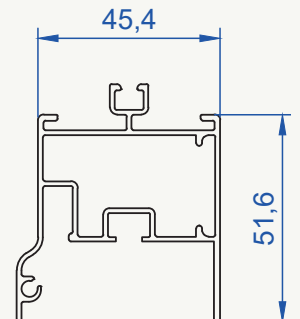
50241

0,413 kg/mt



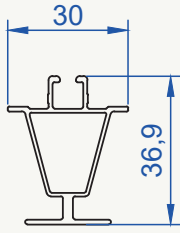
50242

0,924 kg/mt



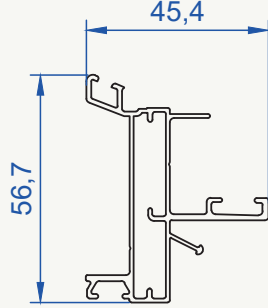
50243

0,386 kg/mt



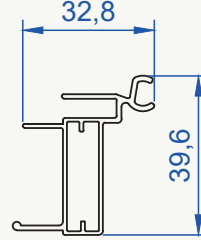
50244

0,690 kg/mt



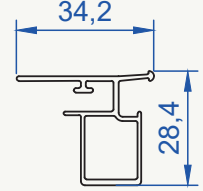
50245

0,432 kg/mt



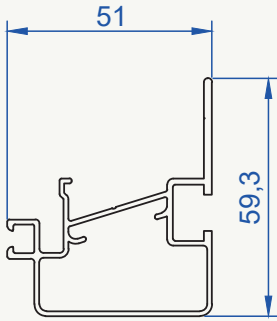
50246

0,352 kg/mt



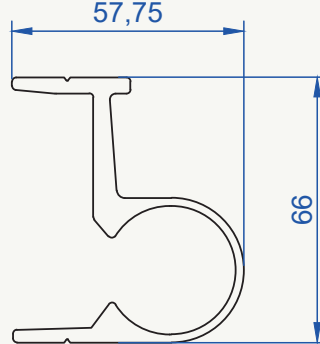
50247

0,824 kg/mt



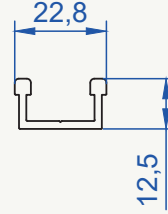
50249

1,675 kg/mt



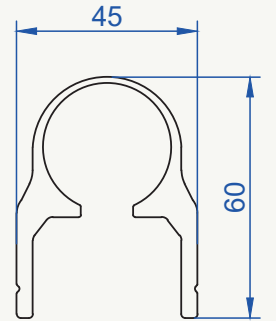
50250

0,259 kg/mt



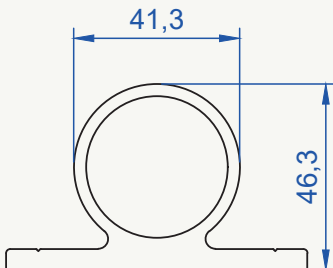
50251

1,590 kg/mt



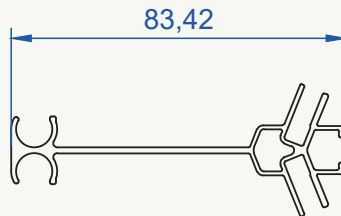
50254

2,110 kg/mt



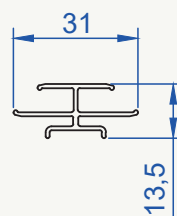
50259

0,740 kg/mt



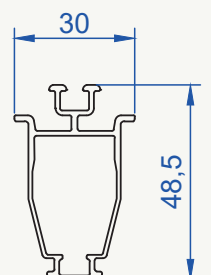
50260

0,209 kg/mt



50261

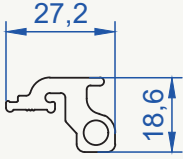
0,526 kg/mt





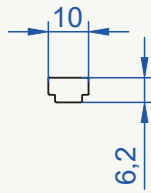
50262

0,520 kg/mt



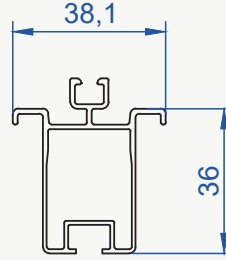
50263

0,150 kg/mt



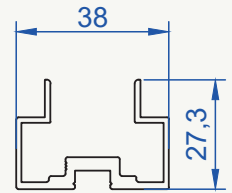
50273

0,535 kg/mt



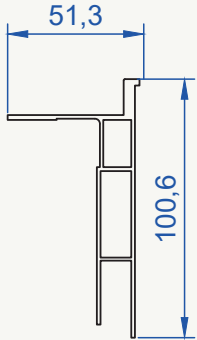
50295

0,565 kg/mt



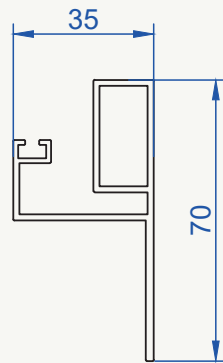
50296

1,119 kg/mt



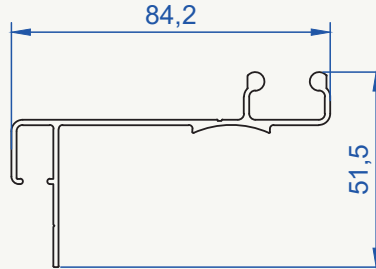
50299

0,802 kg/mt



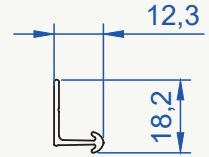
50310

0,728 kg/mt



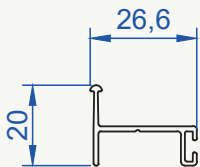
50331

0,106 kg/mt



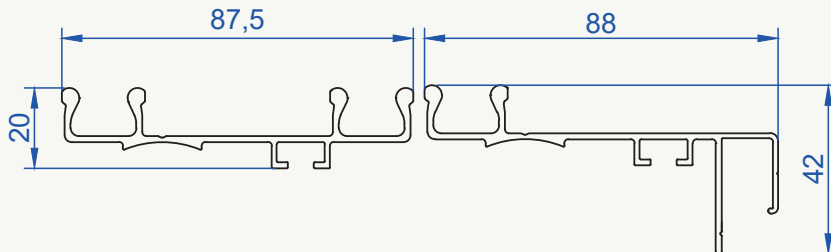
50332

0,192 kg/mt



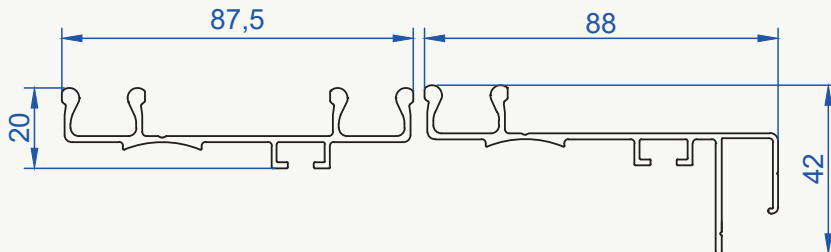
50361

0,784 kg/mt



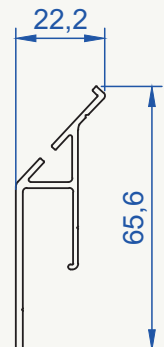
50362

0,792 kg/mt



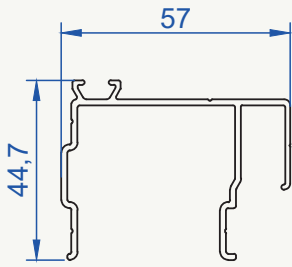
50363

0,492 kg/mt



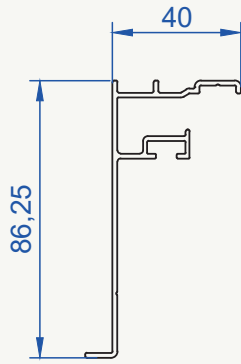
50364

0,679 kg/mt



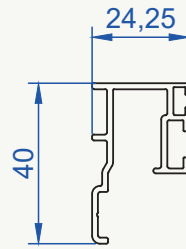
50365

0,728 kg/mt



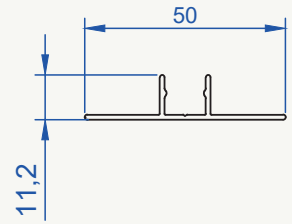
50366

0,443 kg/mt



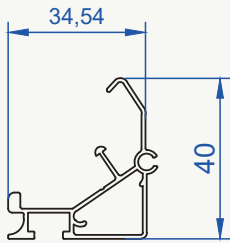
50394

0,236 kg/mt



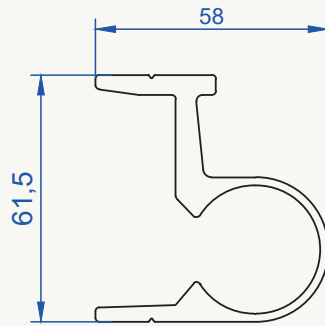
50402

0,201 kg/mt



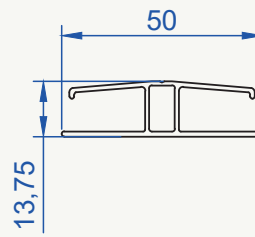
50403

1,779 kg/mt



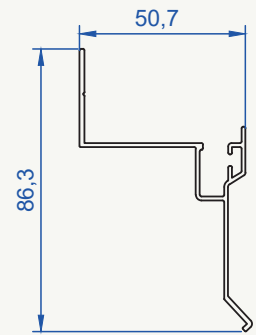
50428

0,381 kg/mt



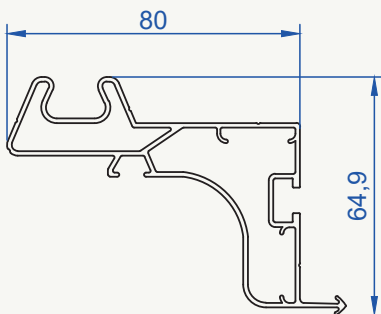
70049

0,583 kg/mt



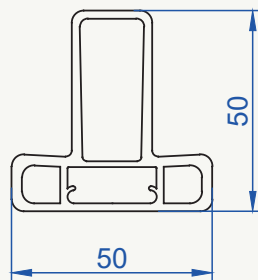
70050

1,173 kg/mt



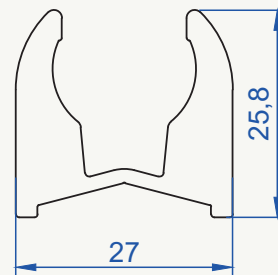
50559

1,363 kg/mt



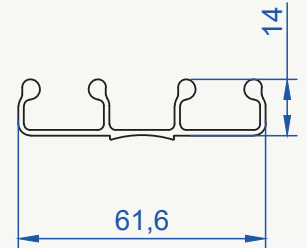
51216

0,853 kg/mt



51251

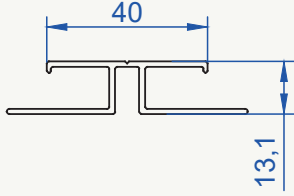
0,563 kg/mt





51252

0,427 kg/mt



AYDE
ALÜMİNYUM



RAY PROFİLLERİ

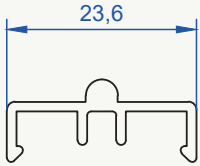
RAIL PROFILES

www.aydealuminyum.com.tr



28004

0,173 kg/mt



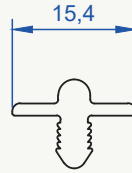
28005

0,132 kg/mt



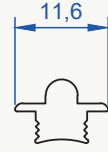
28006

0,153 kg/mt



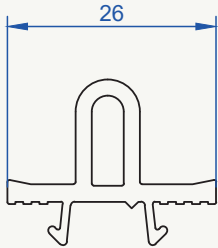
28008

0,119 kg/mt



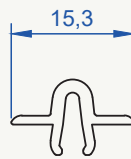
28011

0,350 kg/mt



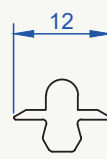
28012

0,103 kg/mt



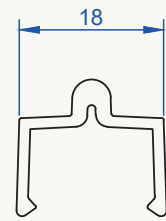
28014

0,116 kg/mt



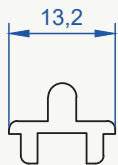
28017

0,198 kg/mt



28018

0,136 kg/mt



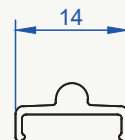
28019

0,081 kg/mt



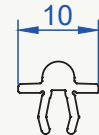
28021

0,082 kg/mt



28026

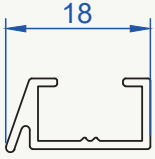
0,070 kg/mt





28028

0,124 kg/mt



28029

0,090 kg/mt



AYDE
ALÜMİNYUM



DİLATASYON PROFİLLERİ

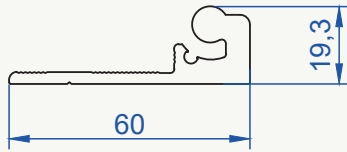
DILATION PROFILES

www.aydealuminyum.com.tr



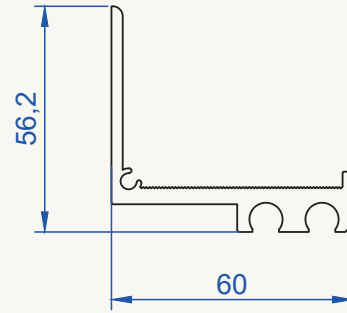
27000

1,000 kg/mt



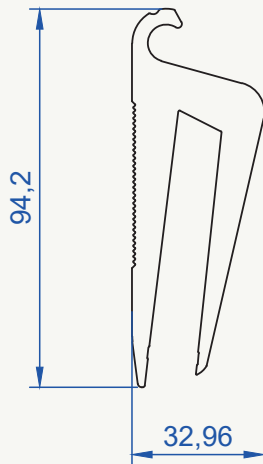
27001

1,298 kg/mt



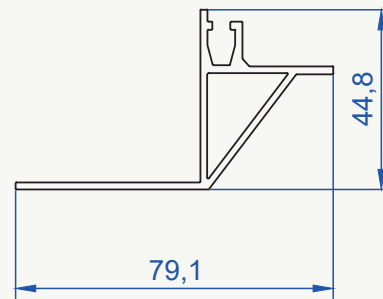
27021

3,512 kg/mt



27000

1,000 kg/mt



AYDE
ALÜMİNYUM



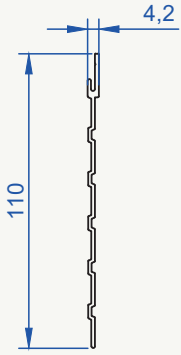
KAROSER PROFİLLERİ

CHASSIS PROFILES

www.aydealuminyum.com.tr

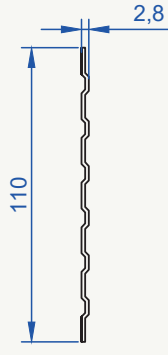
50498

0,455 kg/mt



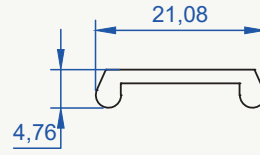
50595

0,446 kg/mt



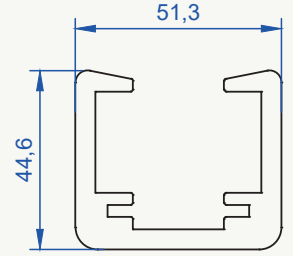
50614

0,133 kg/mt




50663

2,286 kg/mt



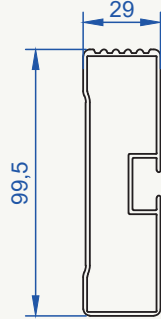
50667

2,255 kg/mt



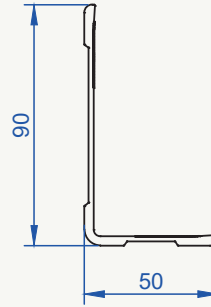
70032

1,163 kg/mt



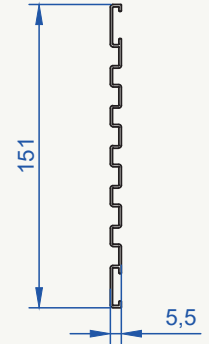
70033

0,931 kg/mt



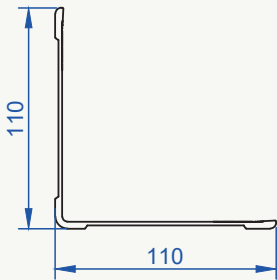
70055

0,694 kg/mt



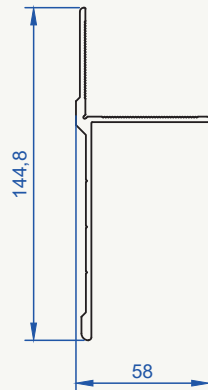
70036

1,340 kg/mt



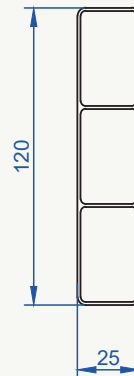
70034

1,396 kg/mt



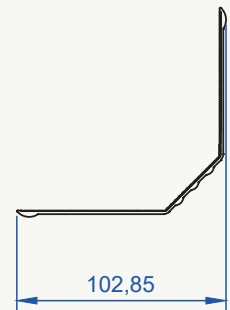
70060

1,080 kg/mt



70048

0,929 kg/mt



AYDE
ALÜMİNYUM



İZOKLİMATİK SİSTEM

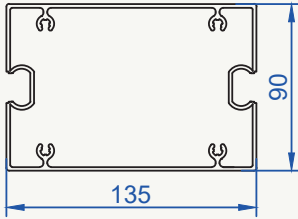
ISOCLIMATIC SYSTEM

www.aydealuminyum.com.tr



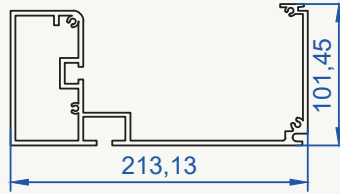
51643

3,106 kg/mt



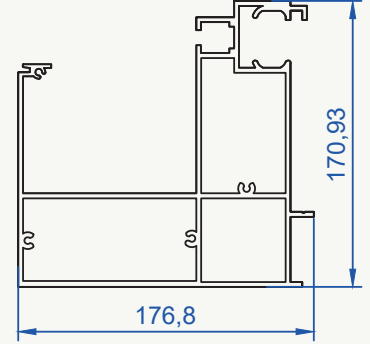
52450

6,299 kg/mt



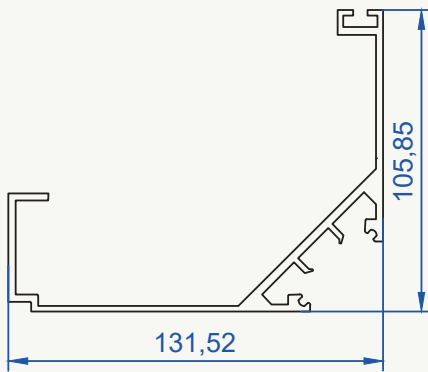
52451

8,193 kg/mt



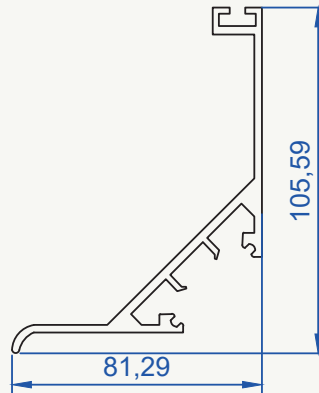
52452

2,422 kg/mt



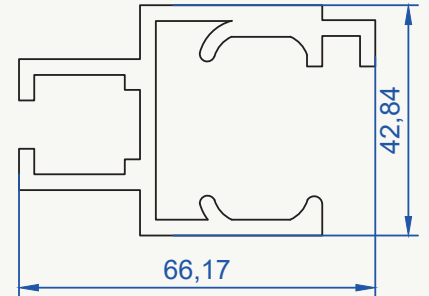
52453

1,861 kg/mt



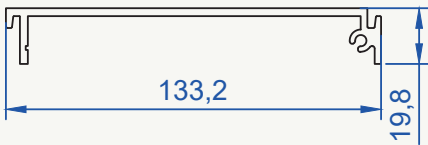
52454

1,753 kg/mt



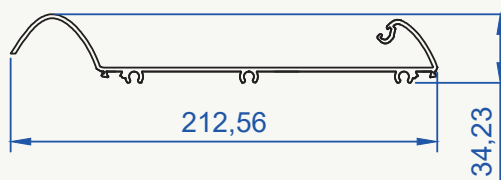
52455

1,375 kg/mt

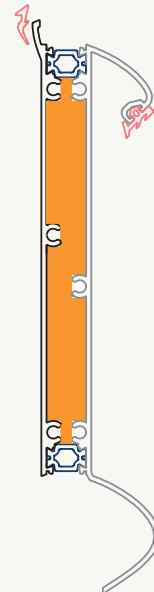


52425

1,908 kg/mt

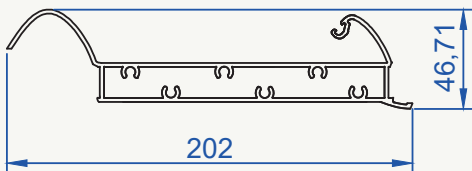


52425-25426




52594

2,880 kg/mt



52426

1,356 kg/mt



AYDE
ALÜMİNYUM



PERGOLA PROFİLLERİ

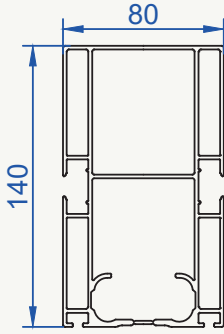
PERGOLA PROFILES

www.aydealuminyum.com.tr



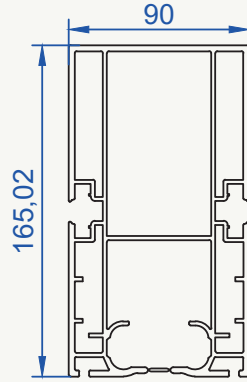
51646

0,695 kg/mt



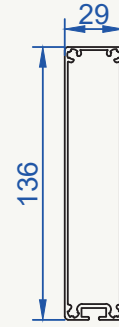
51284-1

6,783 kg/mt



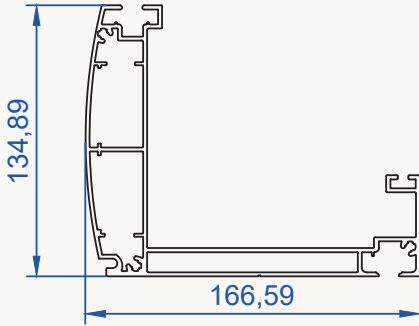
51645

1,511 kg/mt



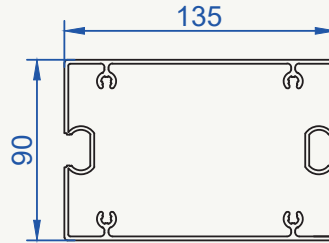
51461

4,265 kg/mt



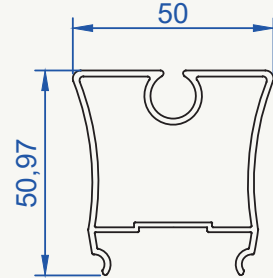
51643

3,106 kg/mt



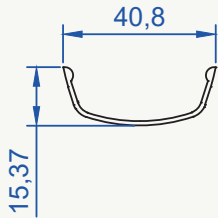
51279

0,868 kg/mt



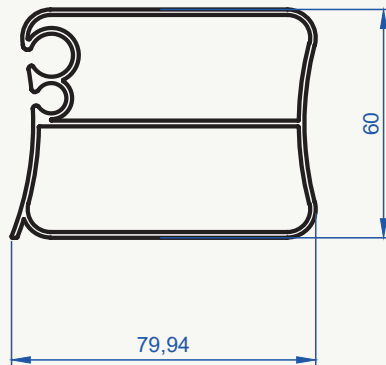
51280

0,197 kg/mt



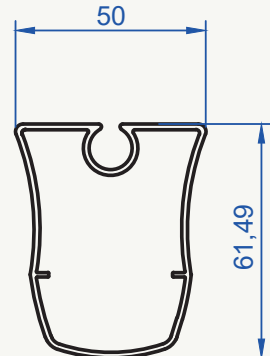
51281

1,539 kg/mt



51553

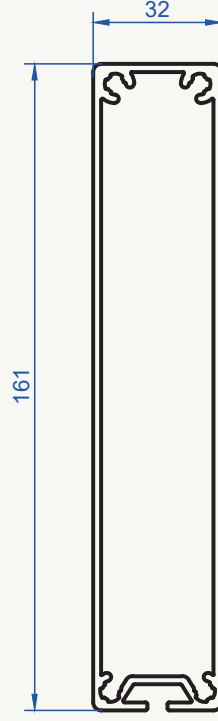
0,929 kg/mt





51644

2,335 kg/mt



AYDE
ALÜMİNYUM



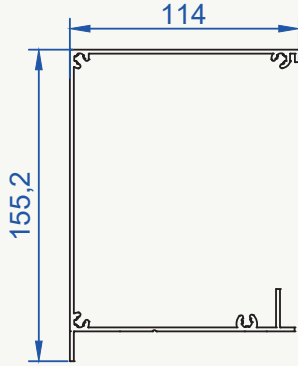
GIYOTİN PROFİLLERİ

GIYOTIN PROFILES

www.aydealuminyum.com.tr

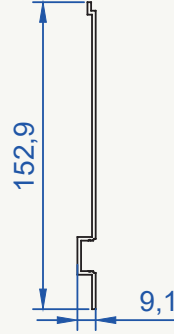
51603

2,452 kg/mt



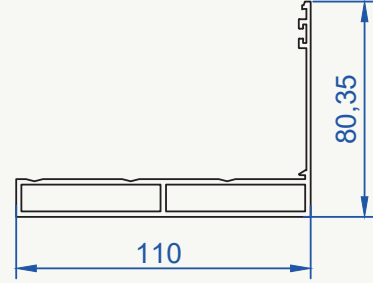
51604

0,824 kg/mt



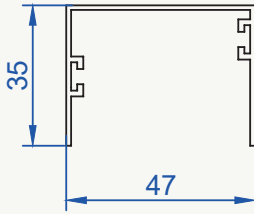
51602

1,692 kg/mt



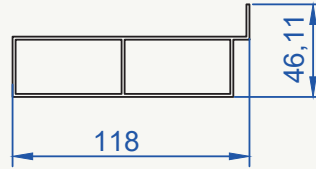
51601

0,448 kg/mt



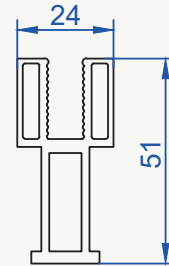
51598

1,322 kg/mt



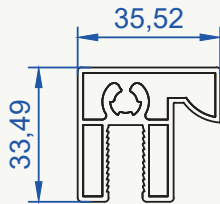
51597

0,983 kg/mt



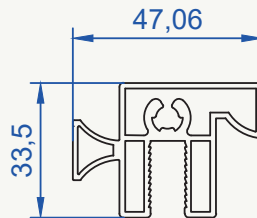
51599

0,841 kg/mt



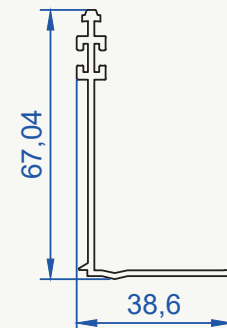
51600

1,149 kg/mt



51826

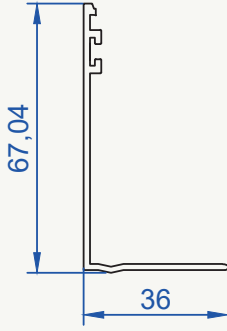
0,536 kg/mt





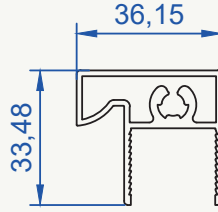
51827

0,480 kg/mt



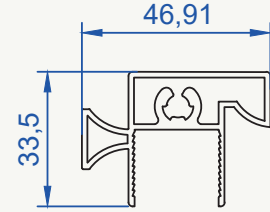
51796

0,700 kg/mt



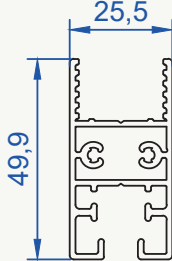
51797

0,800 kg/mt



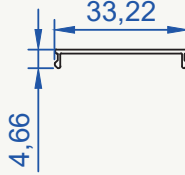
51798

0,762 kg/mt



52371

0,106 kg/mt



AYDE
ALÜMİNYUM



ASKILI SİSTEM PROFİLLERİ

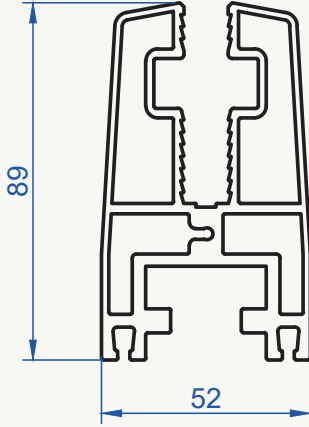
PERGOLA PROFILES

www.aydealuminyum.com.tr



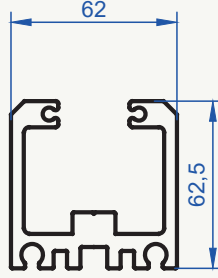
50863

3,319 kg/mt



50864

3,610 kg/mt



AYDE
ALÜMİNYUM



ISI YALITIM PROFİLLERİ

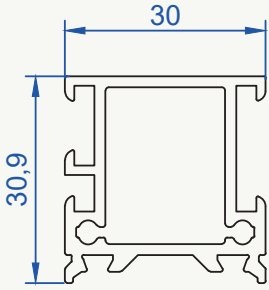
THERMAL INSULATION PROFILES

www.aydealuminyum.com.tr



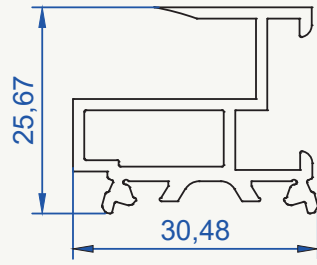
73003

0,665 kg/mt



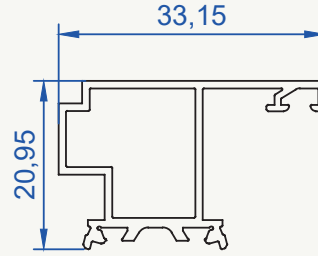
73021

0,481 kg/mt



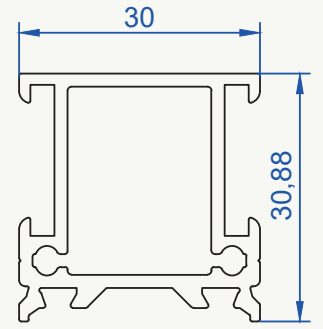
73020

0,653 kg/mt



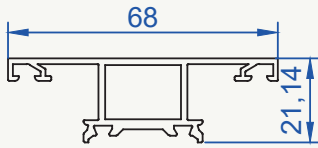
73008

0,640 kg/mt



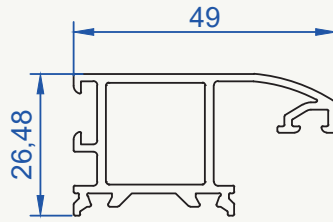
73007

0,721 kg/mt



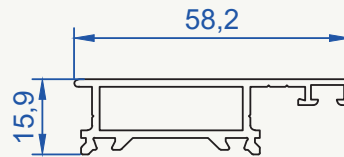
73004

0,690 kg/mt



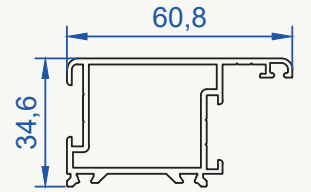
35010

0,603 kg/mt



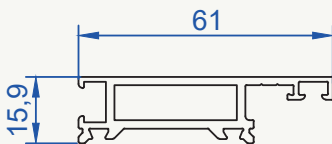
35009

0,862 kg/mt



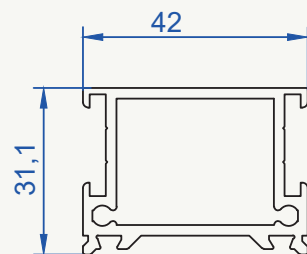
35008

0,734 kg/mt



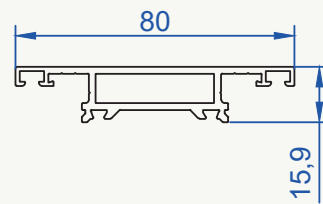
35007

0,858 kg/mt



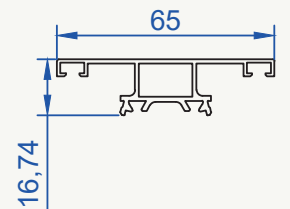
35006

0,875 kg/mt



35001

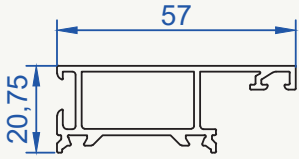
0,509 kg/mt





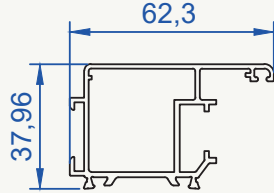
35050

0,638 kg/mt



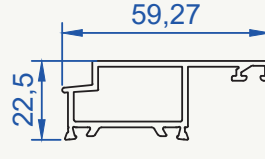
35051

0,878 kg/mt



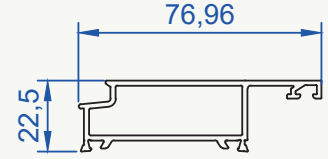
35052

0,671 kg/mt



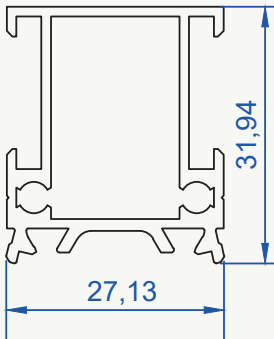
35053

0,835 kg/mt



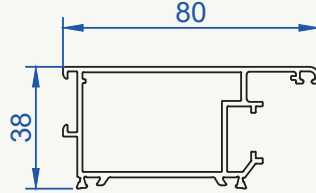
35000

0,513 kg/mt



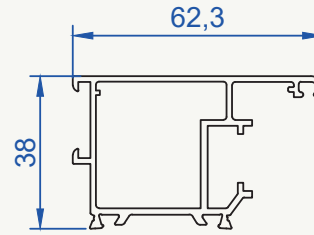
35046

1,095 kg/mt



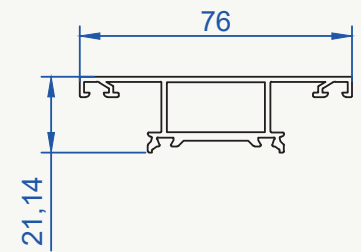
35045

0,873 kg/mt



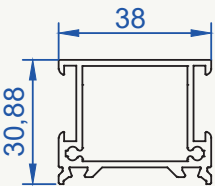
35049

0,777 kg/mt



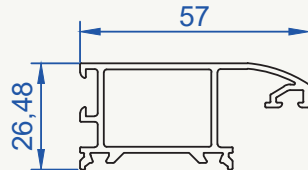
35048

0,678 kg/mt



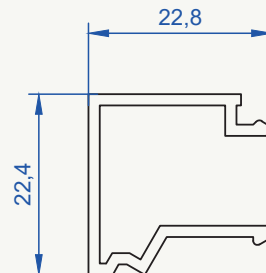
35007

0,725 kg/mt



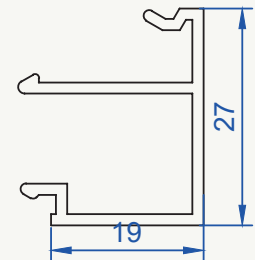
35012

0,282 kg/mt



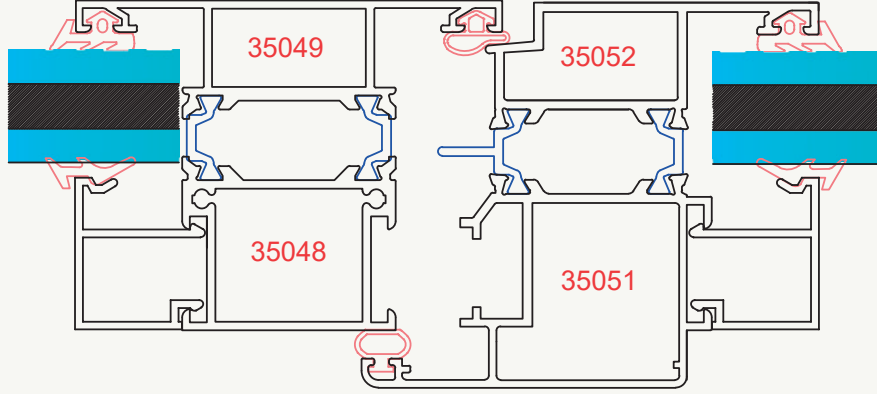
73017

0,315 kg/mt

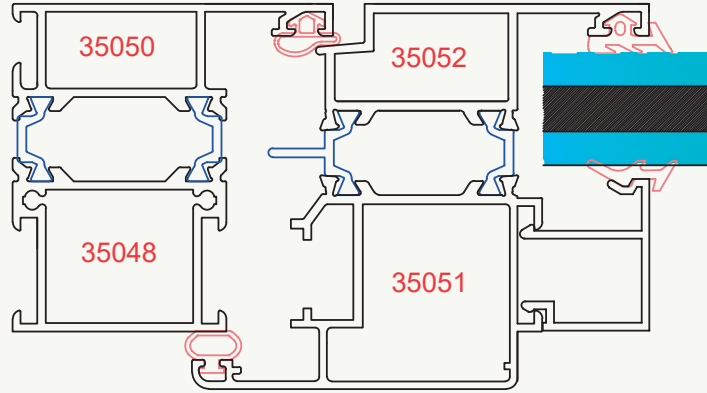




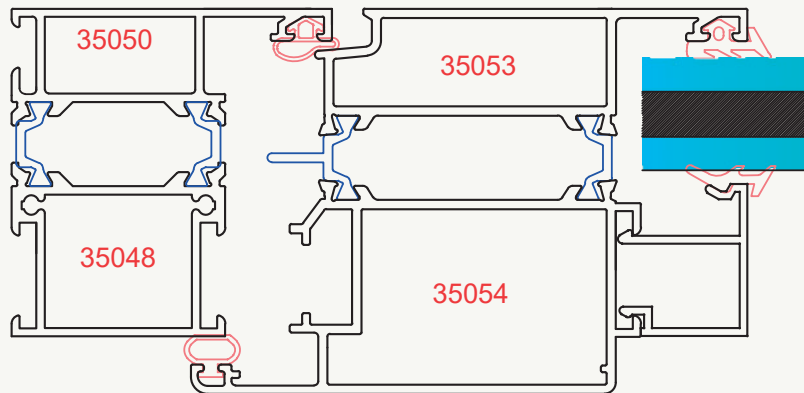
**PVC KANALLI ISI YALITIMLI
DÜZ ORTA KAYIT - KANAT**



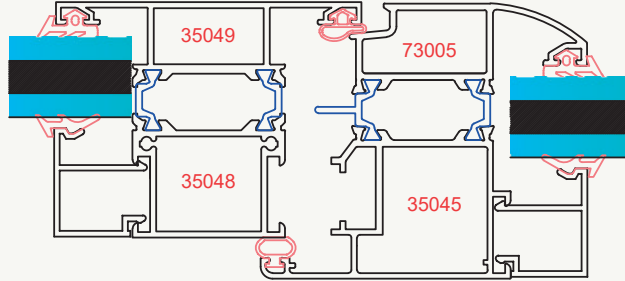
**PVC KANALLI ISI YALITIMLI
DÜZ KASA - KANAT**



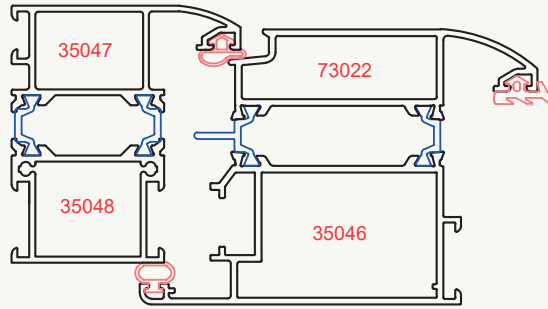
**PVC KANALLI ISI YALITIMLI
DÜZ KASA - KAPI**



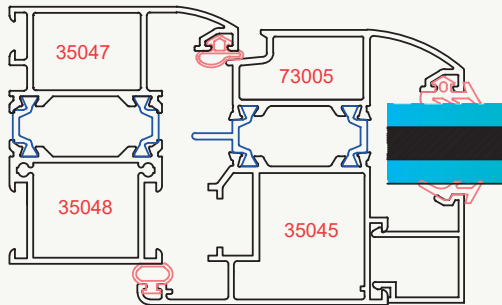
**PVC KANALLI ISI YALITIMLI
KAVİSLİ ORTA KAYIT - KANAT**



**PVC KANALLI ISI YALITIMLI
KAVİSLİ KASA - KAPI**



**PVC KANALLI ISI YALITIMLI
KAVİSLİ KASA - KANAT**



AYDE
ALÜMİNYUM



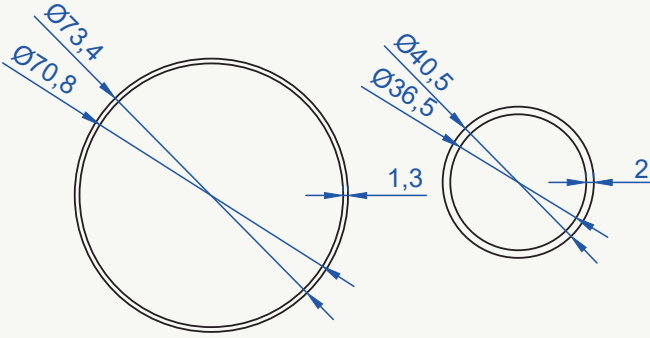
OTOMOTİV PROFİLLERİ AUTOMOTIVE PROFILES

www.aydealuminyum.com.tr



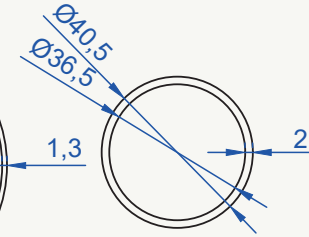
1062

1,253 kg/mt



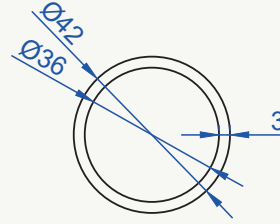
1071

0,655 kg/mt



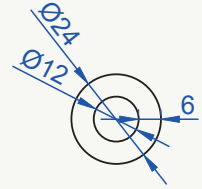
1095

0,749 kg/mt



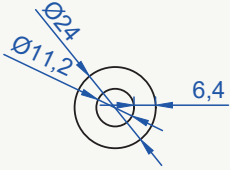
1096

0,919 kg/mt



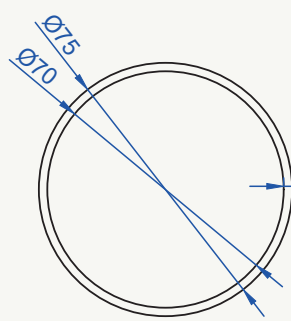
1097

0,959 kg/mt



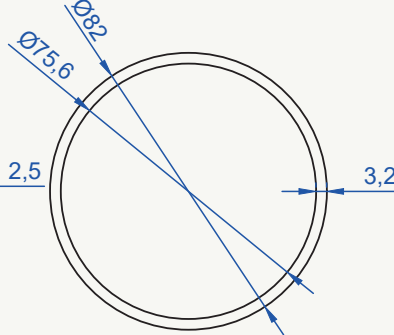
1099

1,548 kg/mt



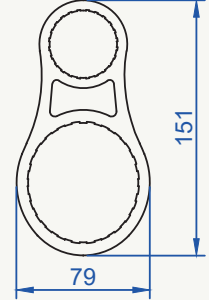
1100

2,150 kg/mt



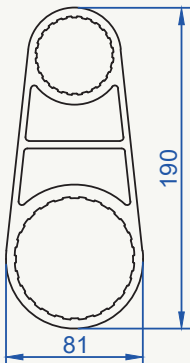
51502

8,270 kg/mt



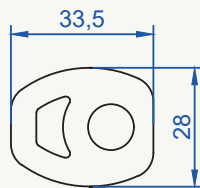
51515

9,372 kg/mt



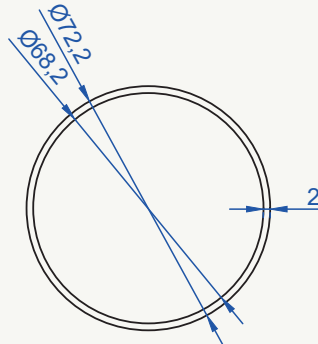
51715

1,709 kg/mt



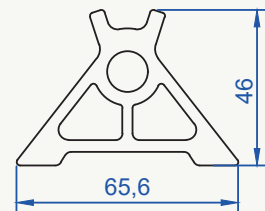
51716

1,195 kg/mt



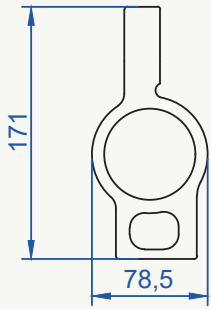
51719

2,340 kg/mt



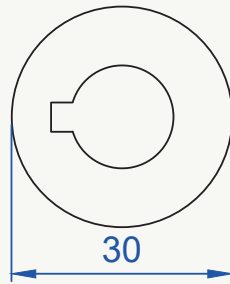
51720

12,331 kg/mt



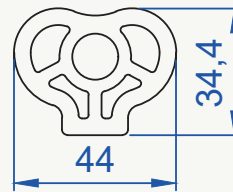
51728

1,474 kg/mt



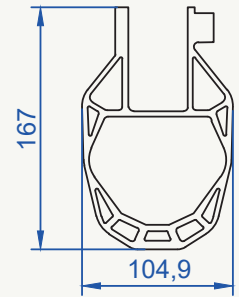
51750

2,030 kg/mt



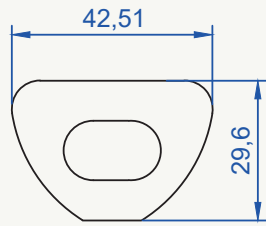
51783

9,966 kg/mt



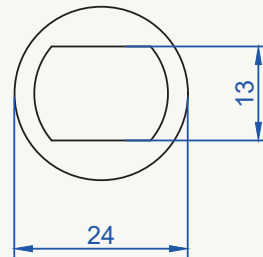
51791

2,120 kg/mt



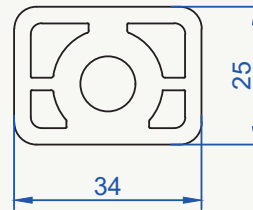
51792

0,629 kg/mt



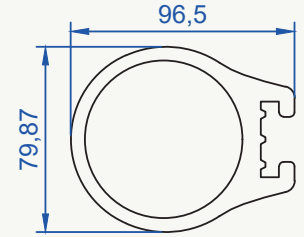
51854

1,507 kg/mt



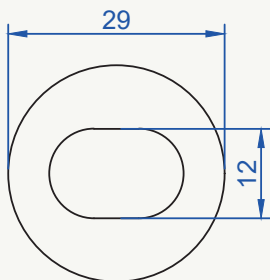
51954

5,430 kg/mt



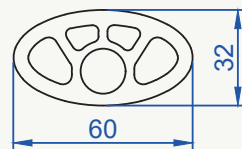
51955

1,295 kg/mt



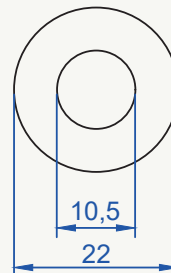
52117

2,423 kg/mt



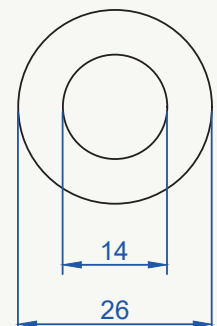
52135

0,795 kg/mt



52136

1,021 kg/mt



AYDE
ALÜMİNYUM



Tuzla Fabrika

İstanbul Tuzla Organize Sanayi Bölgesi
5.Cad. No:2 Tuzla / İSTANBUL

☎ 0 (216) 593 25 25

🖨 0 (216) 593 25 28

✉ info@aydealuminyum.com.tr

Osmaneli Fabrika

Osmaneli Organize Sanayi Bölgesi
Selimiye Cad. No:2 Osmaneli / BİLECİK

☎ 0 (228) 469 25 25 - 26

🖨 0 (228) 469 25 28

✉ info@aydealuminyum.com.tr



www.aydealuminyum.com.tr